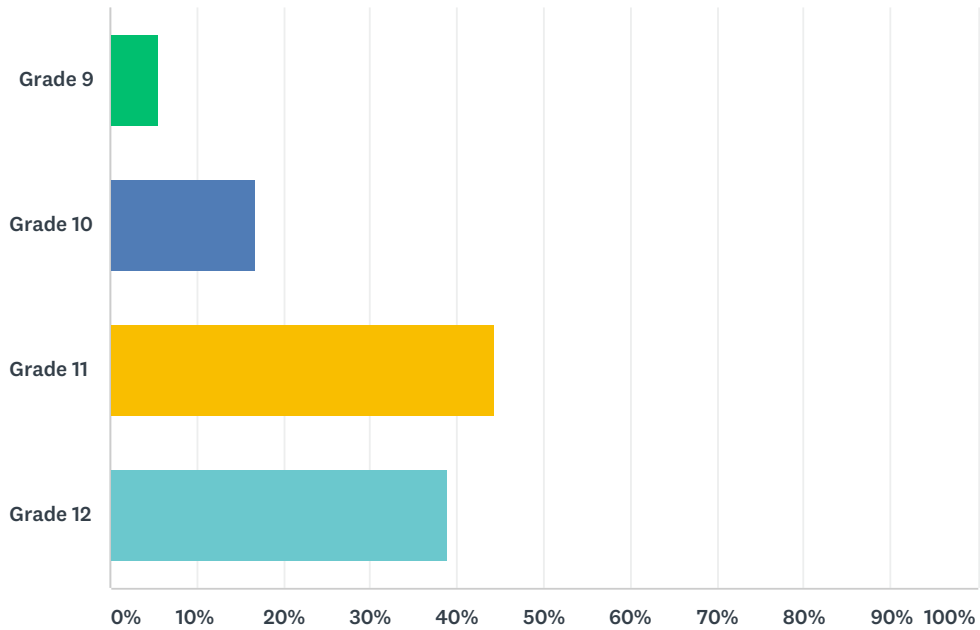


## Q1 What is your child's grade level? (select all that apply)

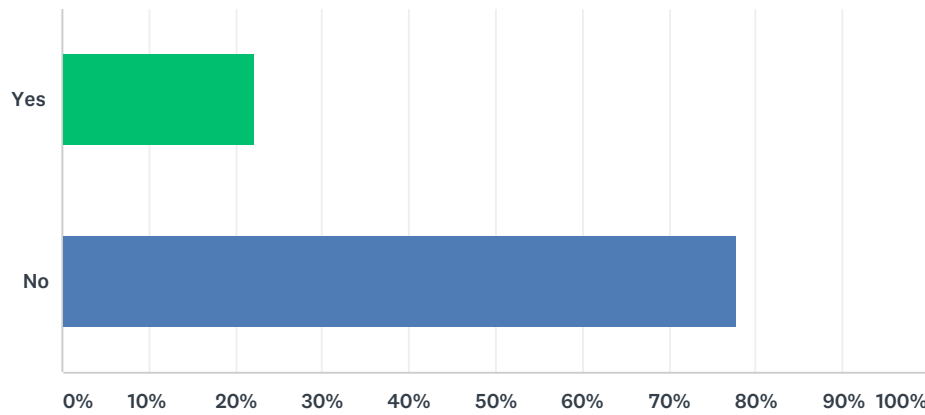
Answered: 18 Skipped: 0



ANSWER CHOICES	RESPONSES	
Grade 9	5.56%	1
Grade 10	16.67%	3
Grade 11	44.44%	8
Grade 12	38.89%	7
Total Respondents: 18		

## Q2 One of my child's parents or guardians is an active member of the military.

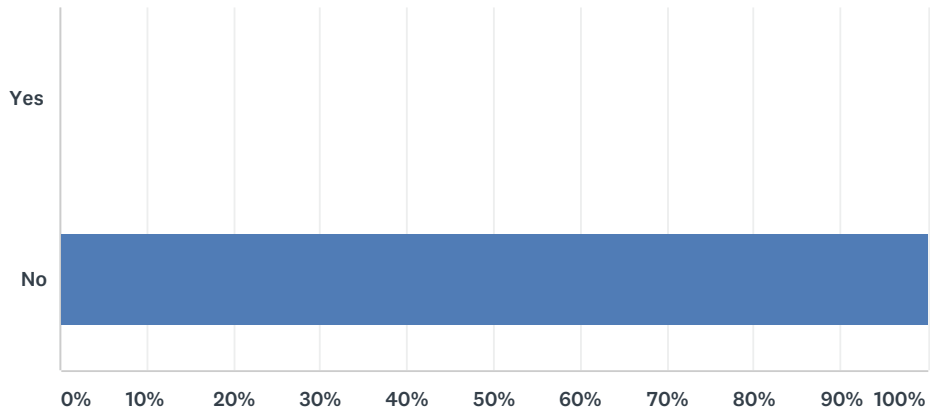
Answered: 18 Skipped: 0



ANSWER CHOICES	RESPONSES	
Yes	22.22%	4
No	77.78%	14
TOTAL		18

### Q3 One of my child's parents or guardians is currently deployed.

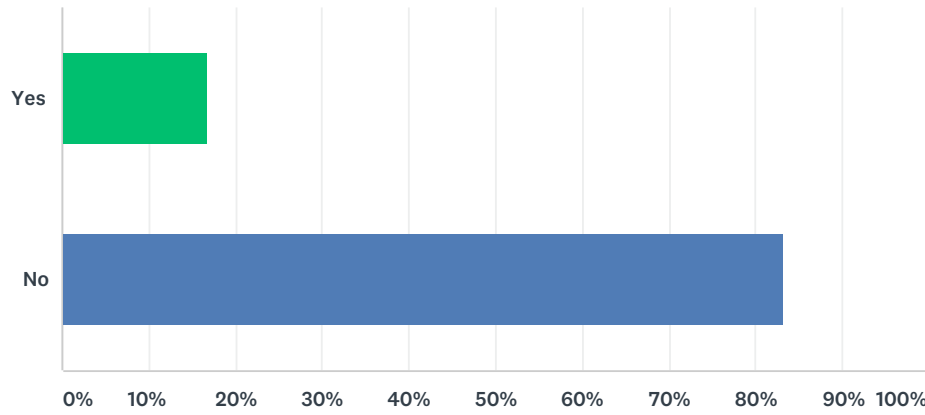
Answered: 18 Skipped: 0



ANSWER CHOICES	RESPONSES	
Yes	0.00%	0
No	100.00%	18
TOTAL		18

### Q4 We are new to FFC8 this school year (2018-2019).

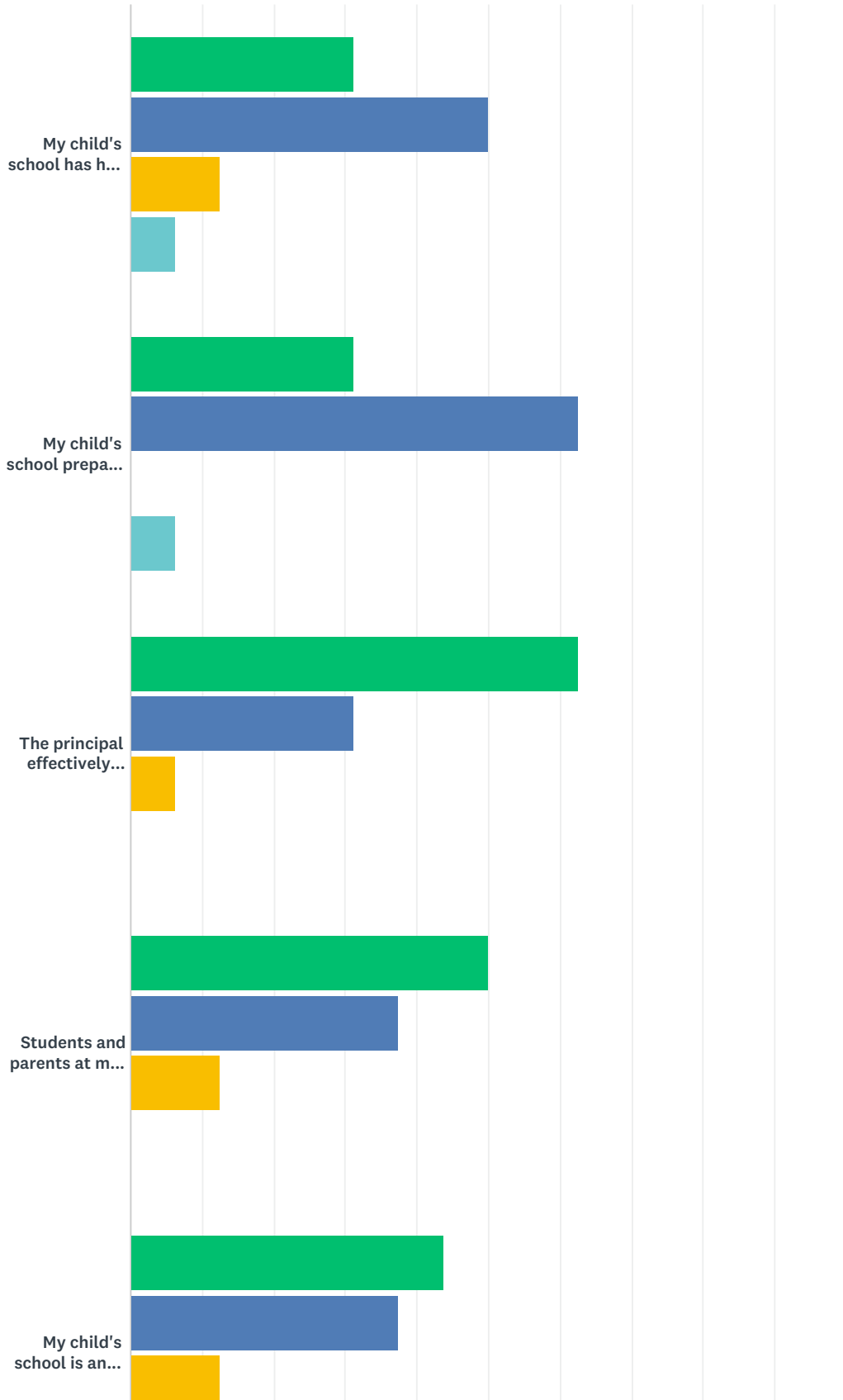
Answered: 18 Skipped: 0



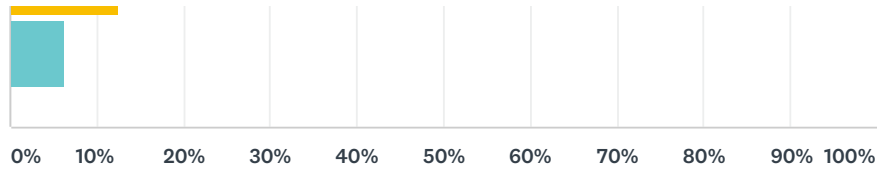
ANSWER CHOICES	RESPONSES	
Yes	16.67%	3
No	83.33%	15
TOTAL		18

### Q5 Please evaluate the following statements:

Answered: 16 Skipped: 2



## Your District, Your School, Your Voice 2019 District Parent Survey - Welte

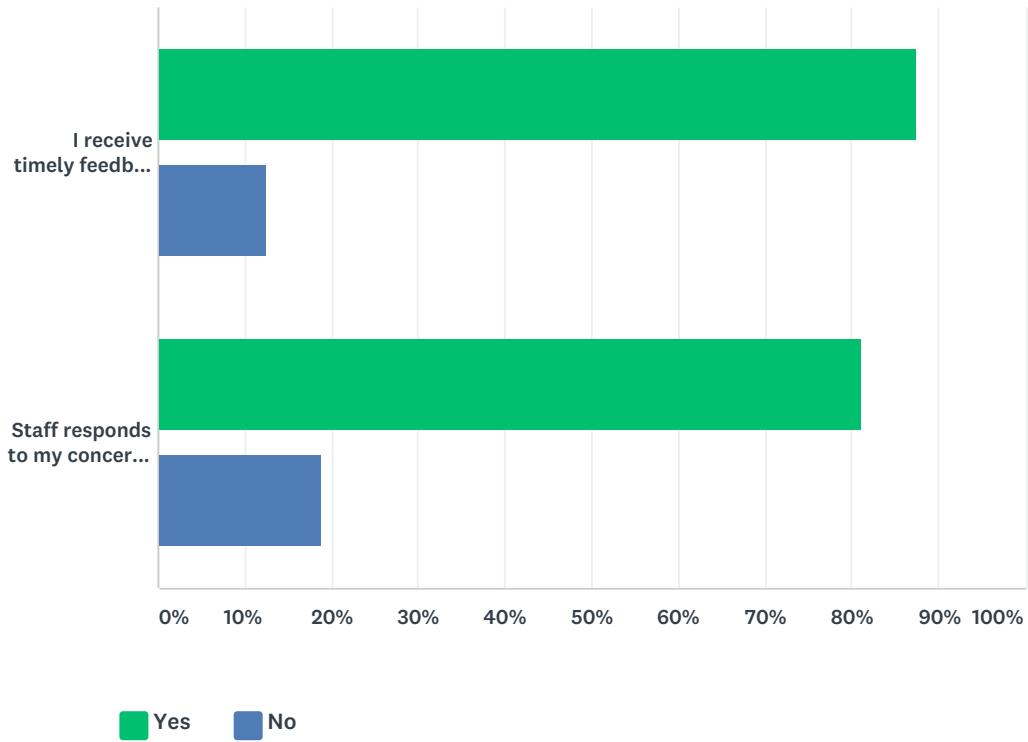


■ Strongly Agree   
 ■ Agree   
 ■ Disagree   
 ■ Strongly disagree

	STRONGLY AGREE	AGREE	DISAGREE	STRONGLY DISAGREE	TOTAL
My child's school has high expectations for student achievement.	31.25% 5	50.00% 8	12.50% 2	6.25% 1	16
My child's school prepares them for tomorrow's responsibilities.	31.25% 5	62.50% 10	0.00% 0	6.25% 1	16
The principal effectively leads the school.	62.50% 10	31.25% 5	6.25% 1	0.00% 0	16
Students and parents at my child's school are treated with respect.	50.00% 8	37.50% 6	12.50% 2	0.00% 0	16
My child's school is an inviting place for parents.	43.75% 7	37.50% 6	12.50% 2	6.25% 1	16

### Q6 Please evaluate the following statements:

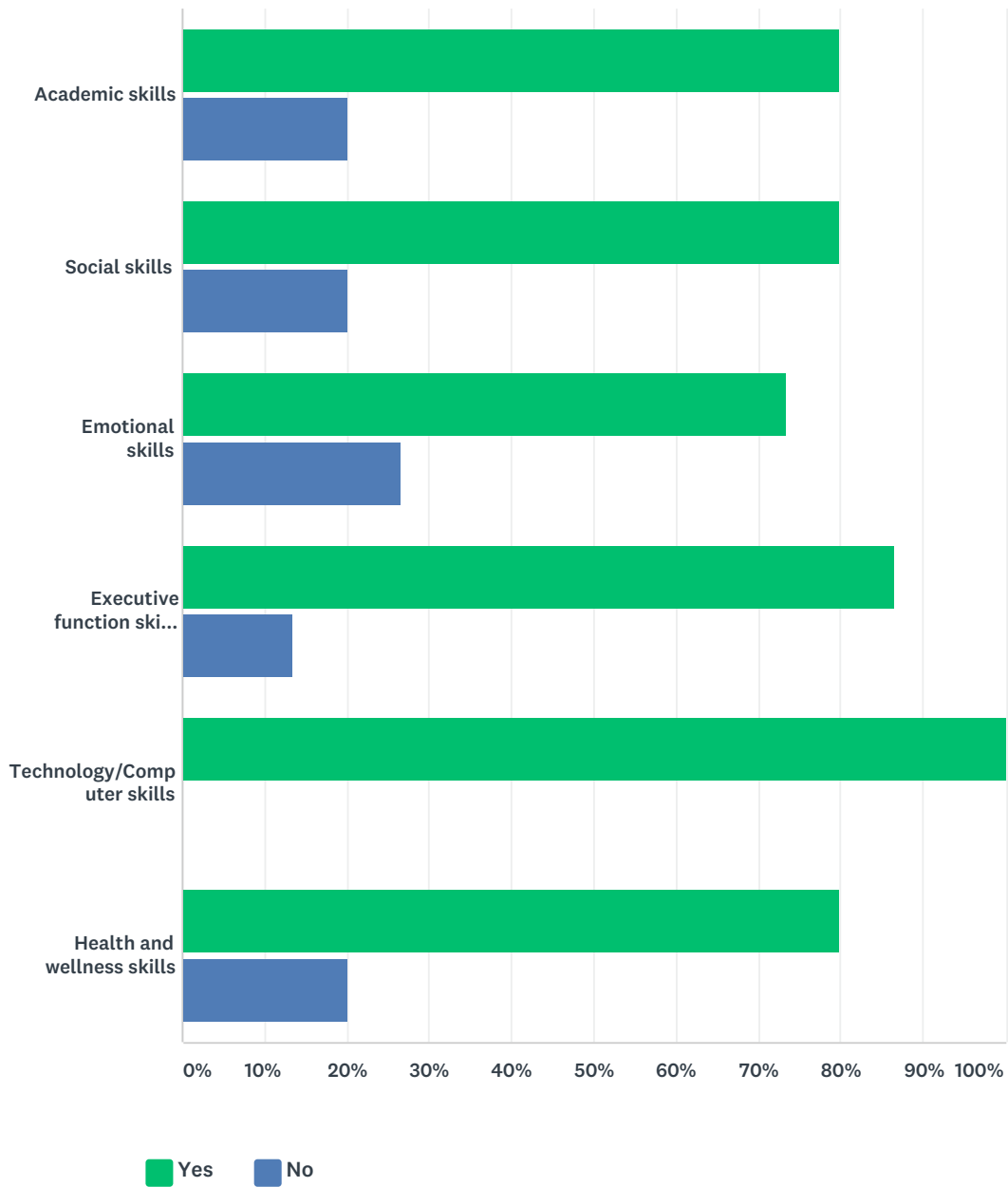
Answered: 16 Skipped: 2



	YES	NO	TOTAL
I receive timely feedback about my child's academic and/or behavior progress.	87.50% 14	12.50% 2	16
Staff responds to my concerns and/or the needs of my child.	81.25% 13	18.75% 3	16

## Q7 Does the school prepare students for the next grade level in the following areas:

Answered: 15 Skipped: 3



	YES	NO	TOTAL
Academic skills	80.00% 12	20.00% 3	15
Social skills	80.00% 12	20.00% 3	15
Emotional skills	73.33% 11	26.67% 4	15
Executive function skills (time management, organization, advocacy and communication)	86.67% 13	13.33% 2	15



Your District, Your School, Your Voice 2019 District Parent Survey - Welte

---

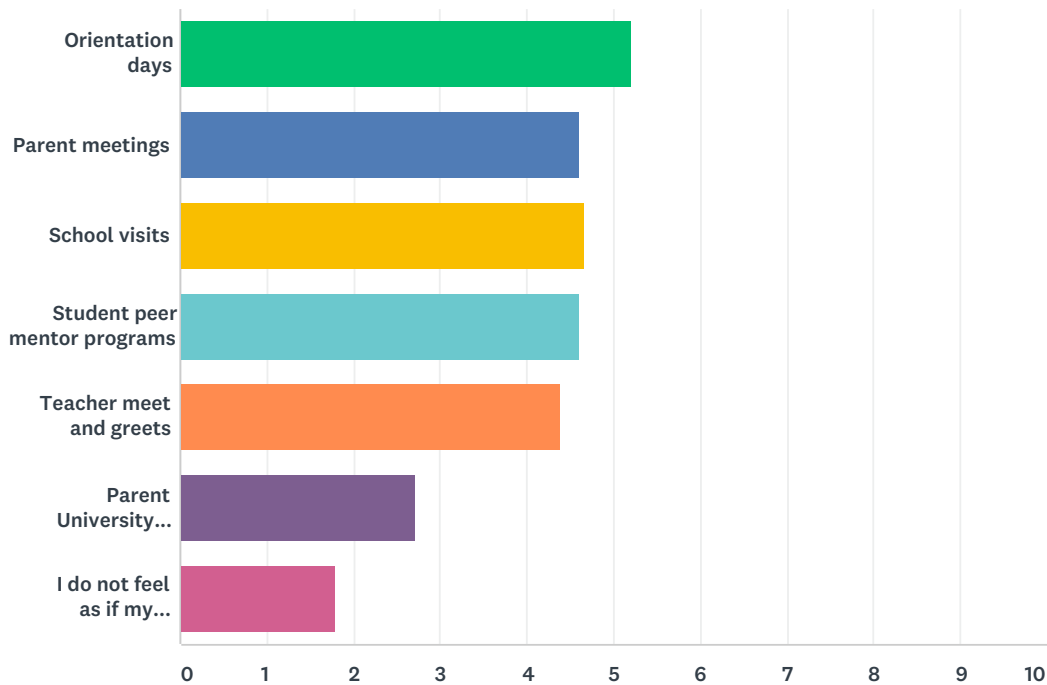
Technology/Computer skills	100.00%	0.00%	
	15	0	15

---

Health and wellness skills	80.00%	20.00%	
	12	3	15

## Q8 Please prioritize which practices best support you and your child as he/she transitions from one school year to the next school year.

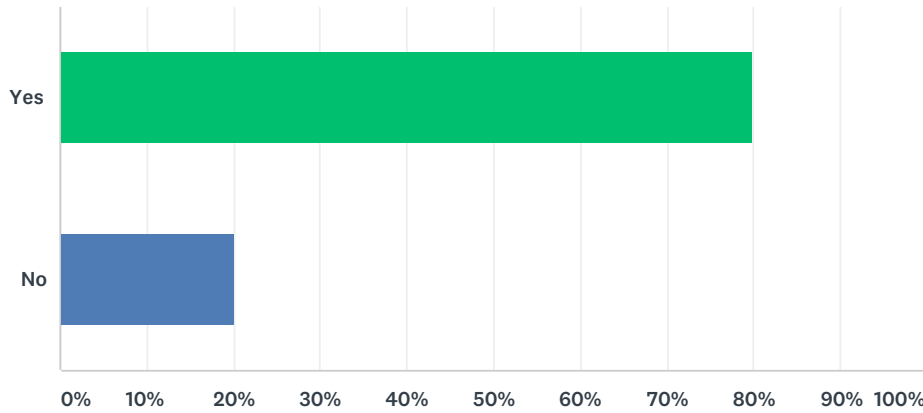
Answered: 15 Skipped: 3



	1	2	3	4	5	6	7	TOTAL	SCORE
Orientation days	46.67% 7	20.00% 3	6.67% 1	0.00% 0	0.00% 0	13.33% 2	13.33% 2	15	5.20
Parent meetings	6.67% 1	33.33% 5	13.33% 2	6.67% 1	40.00% 6	0.00% 0	0.00% 0	15	4.60
School visits	6.67% 1	13.33% 2	46.67% 7	13.33% 2	13.33% 2	6.67% 1	0.00% 0	15	4.67
Student peer mentor programs	6.67% 1	26.67% 4	6.67% 1	46.67% 7	6.67% 1	6.67% 1	0.00% 0	15	4.60
Teacher meet and greets	13.33% 2	6.67% 1	20.00% 3	26.67% 4	33.33% 5	0.00% 0	0.00% 0	15	4.40
Parent University (classes provided at school on specific topics)	6.67% 1	0.00% 0	6.67% 1	6.67% 1	6.67% 1	73.33% 11	0.00% 0	15	2.73
I do not feel as if my child(ren) was supported during his/her transition between school years.	13.33% 2	0.00% 0	0.00% 0	0.00% 0	0.00% 0	0.00% 0	86.67% 13	15	1.80

### Q9 I am encouraged and invited to take an active role in my child's education.

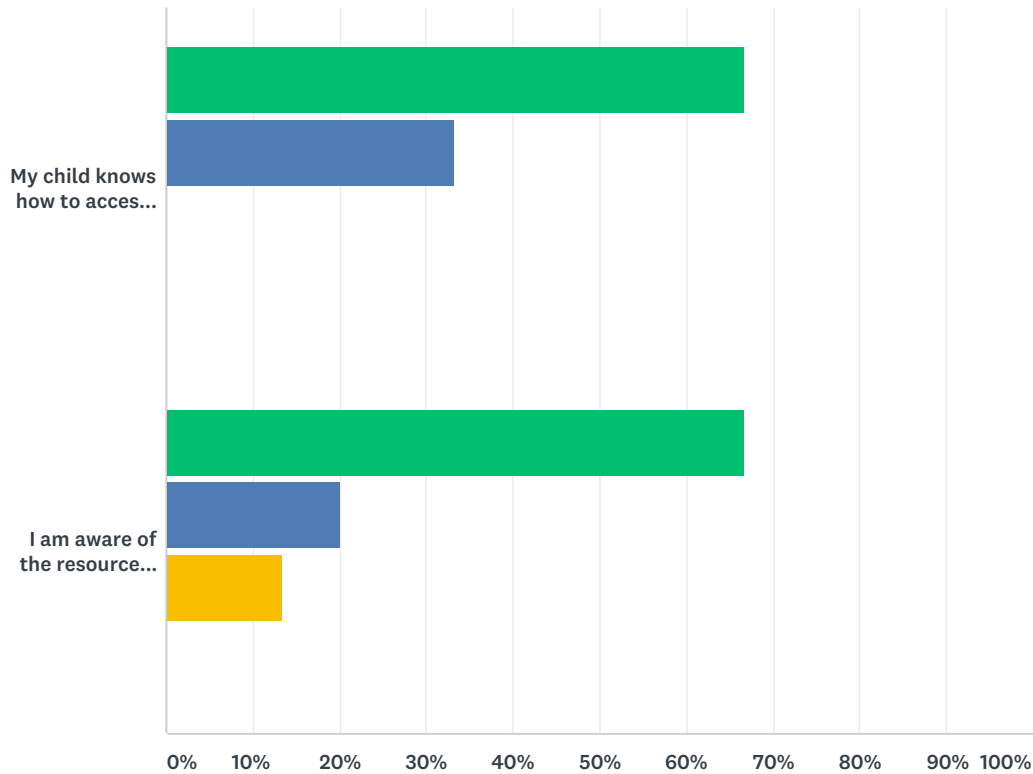
Answered: 15 Skipped: 3



ANSWER CHOICES	RESPONSES	
Yes	80.00%	12
No	20.00%	3
TOTAL		15

### Q11 Please evaluate the following statements regarding counseling:

Answered: 15 Skipped: 3

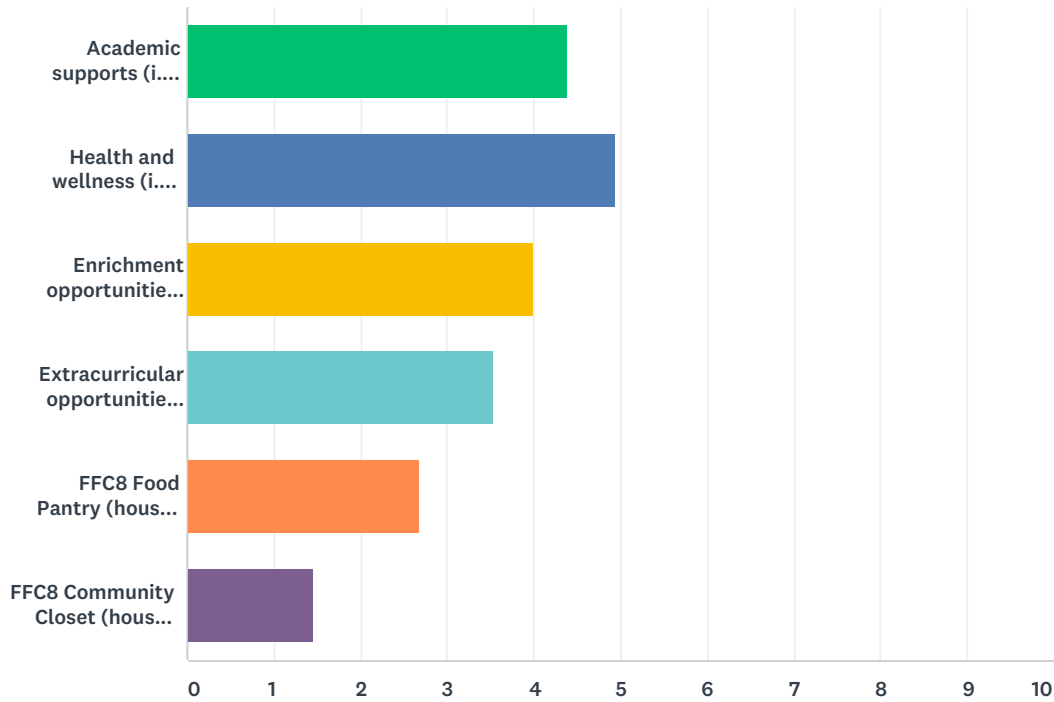


■ Strongly Agree 
 ■ Agree 
 ■ Disagree 
 ■ Strongly Disagree

	STRONGLY AGREE	AGREE	DISAGREE	STRONGLY DISAGREE	TOTAL
My child knows how to access school counseling resources and/or supports.	66.67% 10	33.33% 5	0.00% 0	0.00% 0	15
I am aware of the resources that school counselors provide.	66.67% 10	20.00% 3	13.33% 2	0.00% 0	15

## Q12 Please rank order the following community services in order of importance to your family:

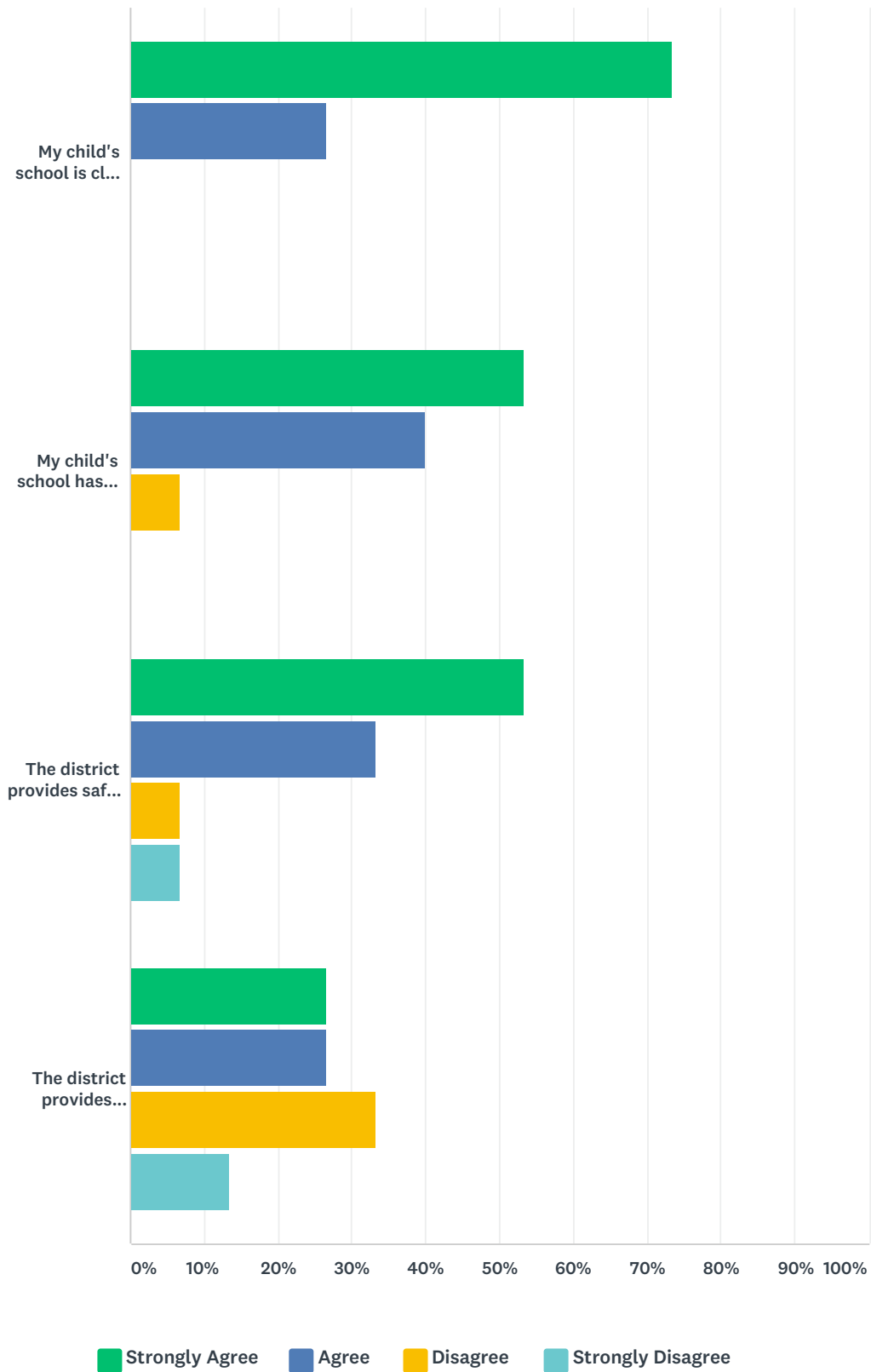
Answered: 15 Skipped: 3



	1	2	3	4	5	6	TOTAL	SCORE
Academic supports (i.e. tutoring)	53.33% 8	0.00% 0	13.33% 2	13.33% 2	6.67% 1	13.33% 2	15	4.40
Health and wellness (i.e. therapy, wellness classes offered by a third party)	20.00% 3	60.00% 9	13.33% 2	6.67% 1	0.00% 0	0.00% 0	15	4.93
Enrichment opportunities (i.e. classes through local partners like Pikes Peak Library, camps or events on specific topics, art camps)	13.33% 2	20.00% 3	40.00% 6	6.67% 1	20.00% 3	0.00% 0	15	4.00
Extracurricular opportunities (i.e. athletic or other activities through local partners like the City of Fountain or YMCA)	6.67% 1	6.67% 1	26.67% 4	53.33% 8	6.67% 1	0.00% 0	15	3.53
FFC8 Food Pantry (housed at Welte Education Center, open 3 times monthly)	6.67% 1	6.67% 1	0.00% 0	20.00% 3	66.67% 10	0.00% 0	15	2.67
FFC8 Community Closet (housed at Walt Fortman building, open 3 times monthly)	0.00% 0	6.67% 1	6.67% 1	0.00% 0	0.00% 0	86.67% 13	15	1.47

### Q13 Please evaluate the following statements with regards to school/district operations:

Answered: 15 Skipped: 3

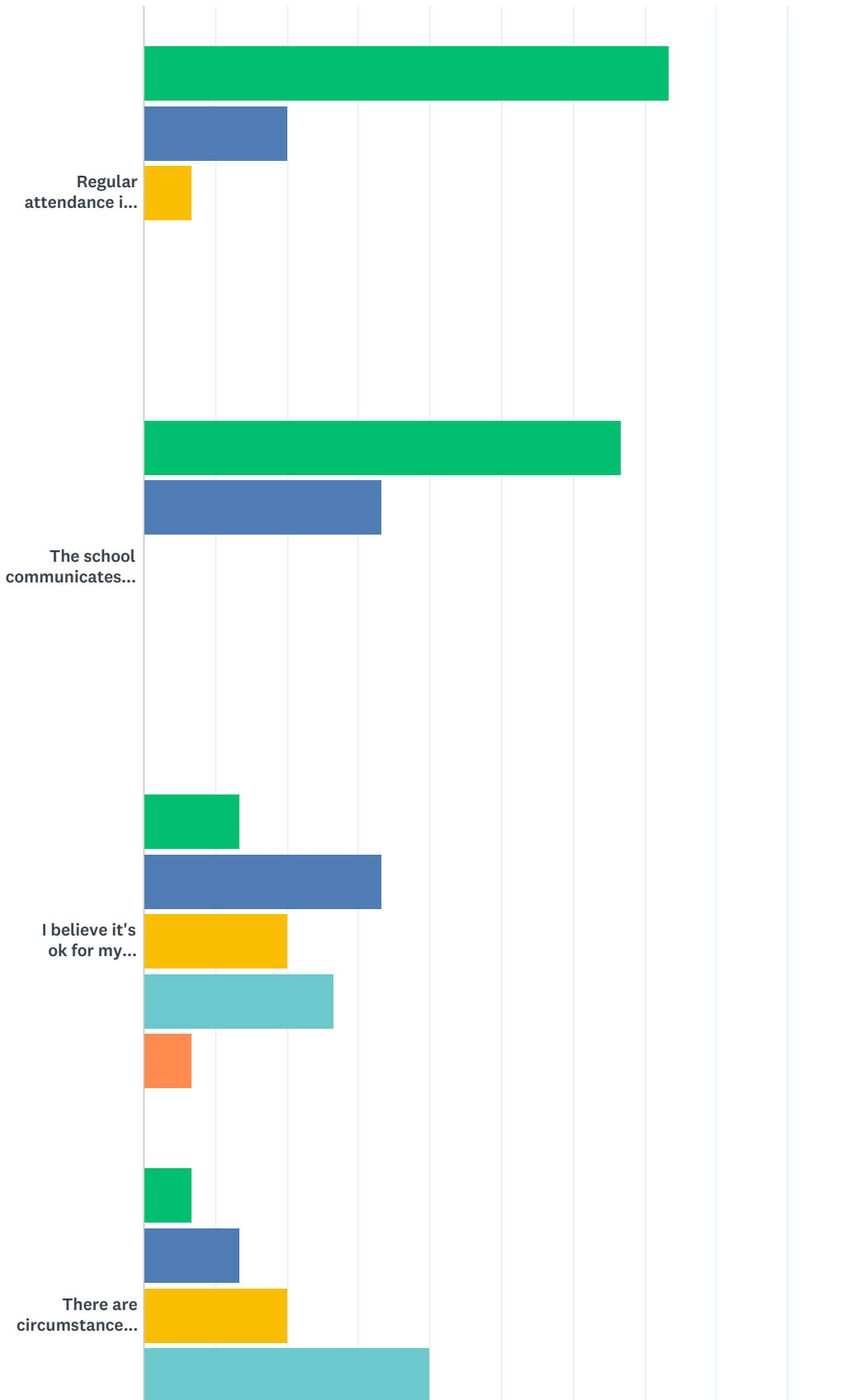


Your District, Your School, Your Voice 2019 District Parent Survey - Welte

	<b>STRONGLY AGREE</b>	<b>AGREE</b>	<b>DISAGREE</b>	<b>STRONGLY DISAGREE</b>	<b>TOTAL</b>
My child's school is clean and has well-maintained grounds and facilities.	73.33% 11	26.67% 4	0.00% 0	0.00% 0	15
My child's school has adequate technology.	53.33% 8	40.00% 6	6.67% 1	0.00% 0	15
The district provides safe and adequate transportation to and from school.	53.33% 8	33.33% 5	6.67% 1	6.67% 1	15
The district provides adequate and healthy breakfast and lunch options.	26.67% 4	26.67% 4	33.33% 5	13.33% 2	15

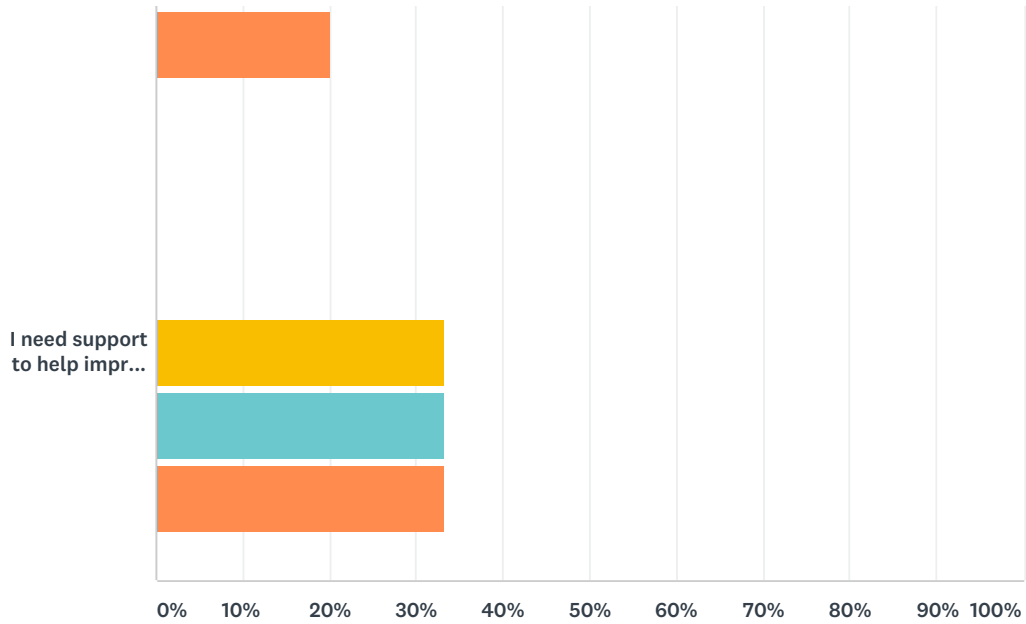
### Q14 Please evaluate the following statements with regards to attendance:

Answered: 15 Skipped: 3





Your District, Your School, Your Voice 2019 District Parent Survey - Welte

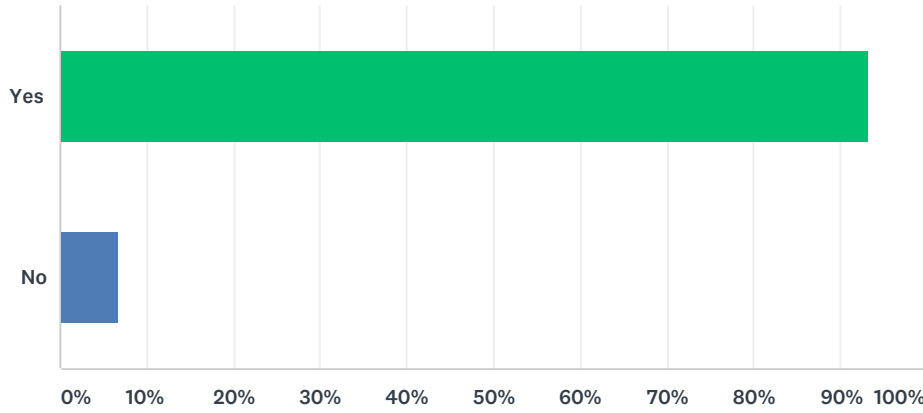


■ Strongly Agree   
 ■ Agree   
 ■ Disagree   
 ■ Strongly Disagree   
 ■ N/A

	STRONGLY AGREE	AGREE	DISAGREE	STRONGLY DISAGREE	N/A	TOTAL
Regular attendance is important to my child's success in school.	73.33% 11	20.00% 3	6.67% 1	0.00% 0	0.00% 0	15
The school communicates with me effectively about my child's attendance.	66.67% 10	33.33% 5	0.00% 0	0.00% 0	0.00% 0	15
I believe it's ok for my student to take a day off now and again (when not sick).	13.33% 2	33.33% 5	20.00% 3	26.67% 4	6.67% 1	15
There are circumstances at home that prevent my child from attending regularly.	6.67% 1	13.33% 2	20.00% 3	40.00% 6	20.00% 3	15
I need support to help improve my child's attendance at school. (if agree, please expand below)	0.00% 0	0.00% 0	33.33% 5	33.33% 5	33.33% 5	15

### Q15 My child feels safe at school.

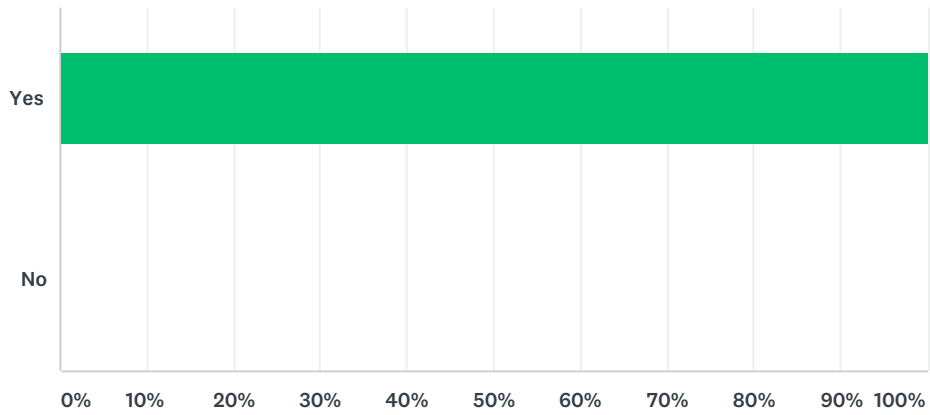
Answered: 15 Skipped: 3



ANSWER CHOICES	RESPONSES	
Yes	93.33%	14
No	6.67%	1
TOTAL		15

**Q16 If my child hears about a threat to the school or student safety OR if my child was having thoughts of harming him/herself, he/she would know how to seek help.**

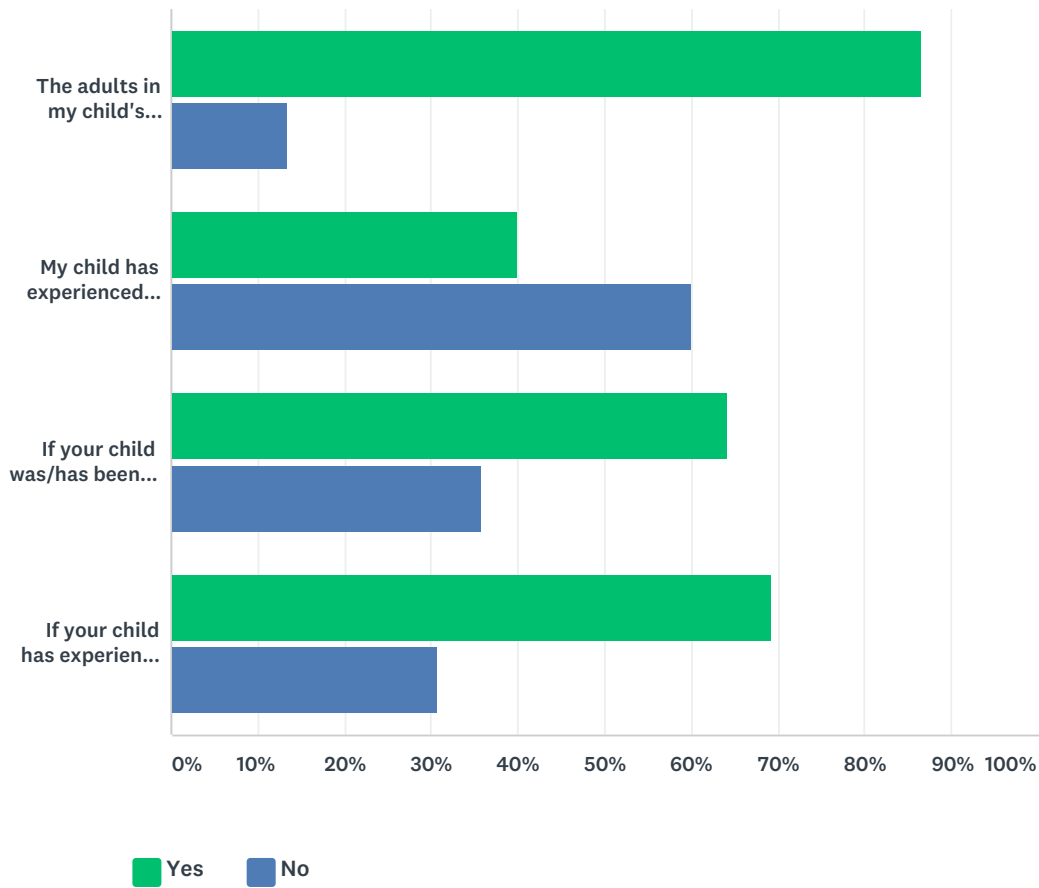
Answered: 15 Skipped: 3



ANSWER CHOICES	RESPONSES	
Yes	100.00%	15
No	0.00%	0
TOTAL		15

### Q17 Please answer the below questions, keeping in mind the definition of bullying outlined above.

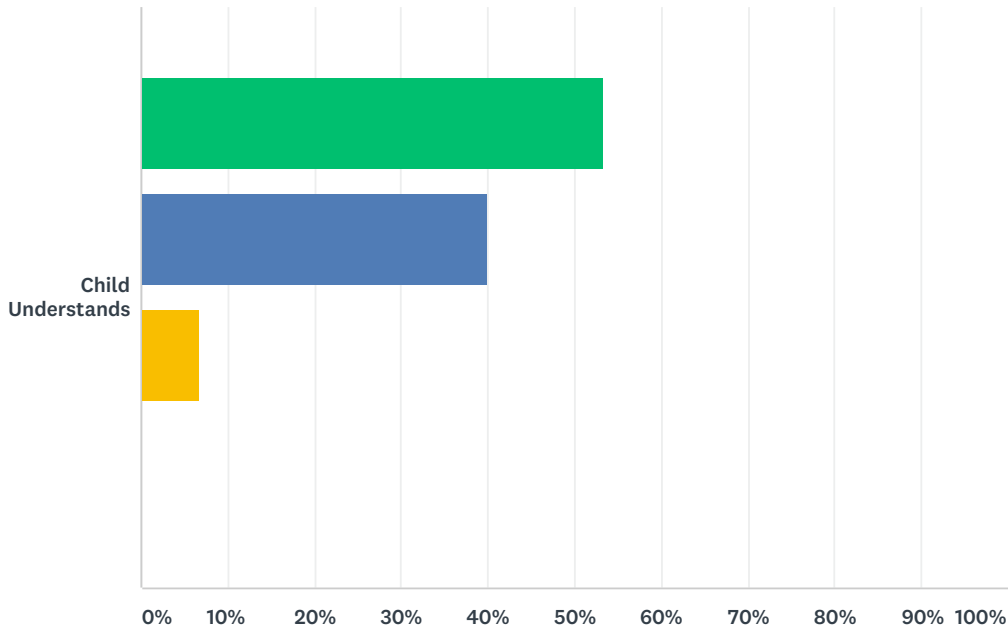
Answered: 15 Skipped: 3



	YES	NO	TOTAL
The adults in my child's school respond with action if a student is bullied. (if no, please elaborate below)	86.67% 13	13.33% 2	15
My child has experienced bullying in the past year.	40.00% 6	60.00% 9	15
If your child was/has been bullied in school, were the right steps taken?	64.29% 9	35.71% 5	14
If your child has experienced bullying, was it actively addressed or resolved? (if no, please elaborate below)	69.23% 9	30.77% 4	13

### Q18 My child understands the harmful effects of drinking alcohol, smoking cigarettes, vaping, and/or using drugs.

Answered: 15 Skipped: 3

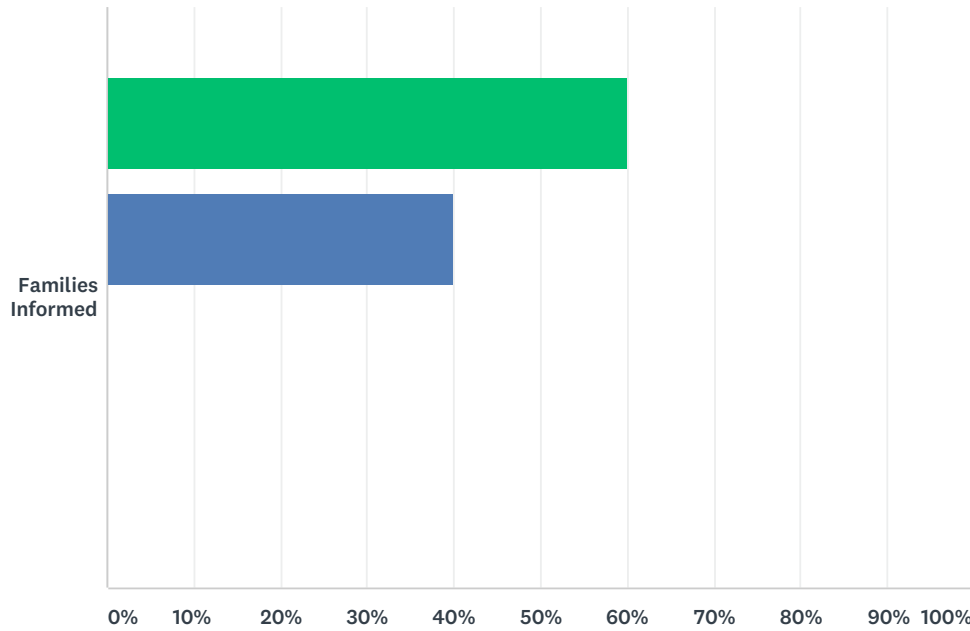


■ Strongly Agree  
 ■ Agree  
 ■ Disagree  
 ■ Strongly Disagree

	STRONGLY AGREE	AGREE	DISAGREE	STRONGLY DISAGREE	TOTAL	WEIGHTED AVERAGE
Child Understands	53.33% 8	40.00% 6	6.67% 1	0.00% 0	15	1.00

### Q19 The school keeps our family informed about important issues, initiatives, and events.

Answered: 15 Skipped: 3

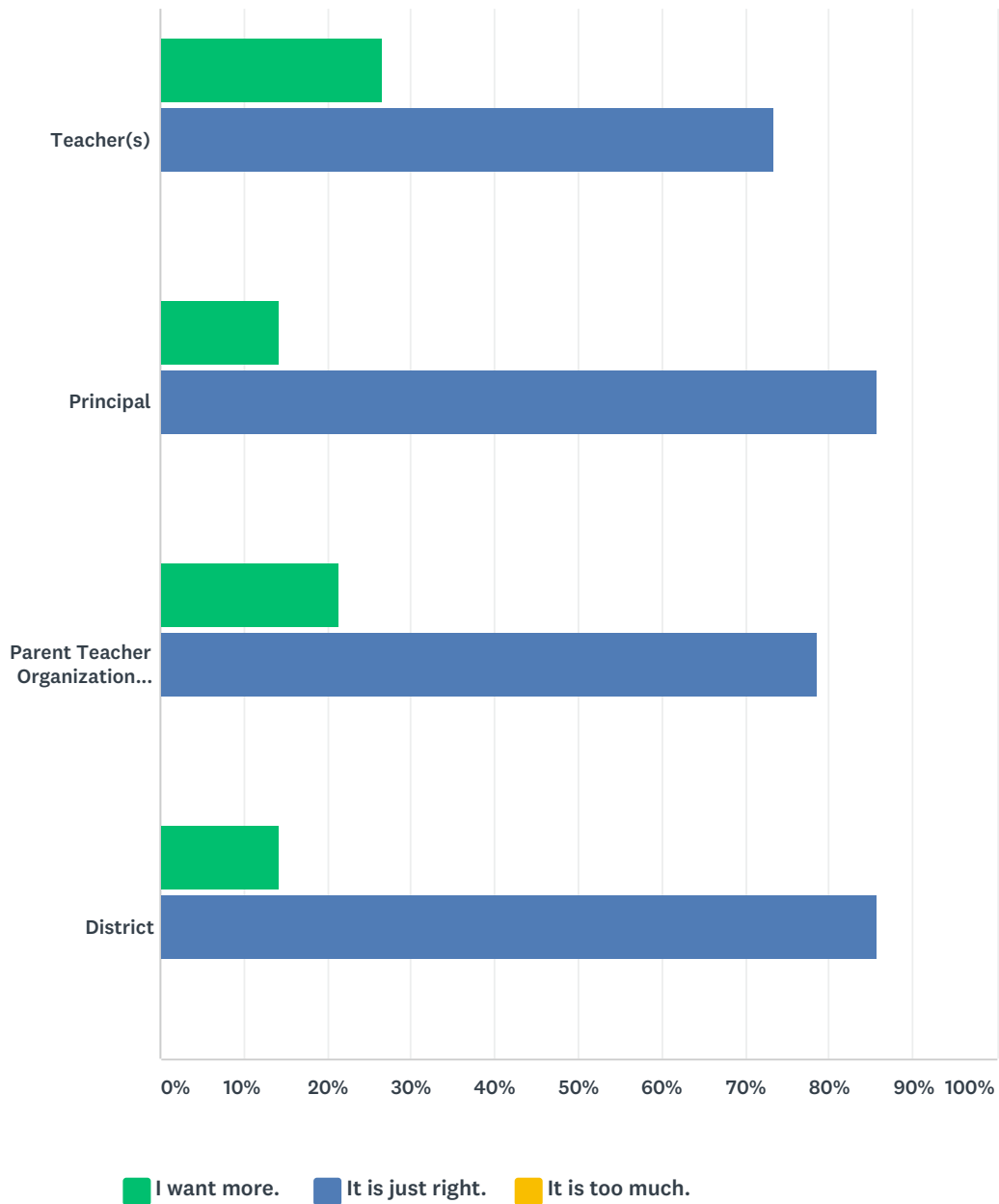


■ Strongly Agree  
 ■ Agree  
 ■ Disagree  
 ■ Strongly Disagree

	STRONGLY AGREE	AGREE	DISAGREE	STRONGLY DISAGREE	TOTAL	WEIGHTED AVERAGE
Families Informed	60.00% 9	40.00% 6	0.00% 0	0.00% 0	15	1.00

## Q20 Please provide feedback on the amount of communication from the following individuals:

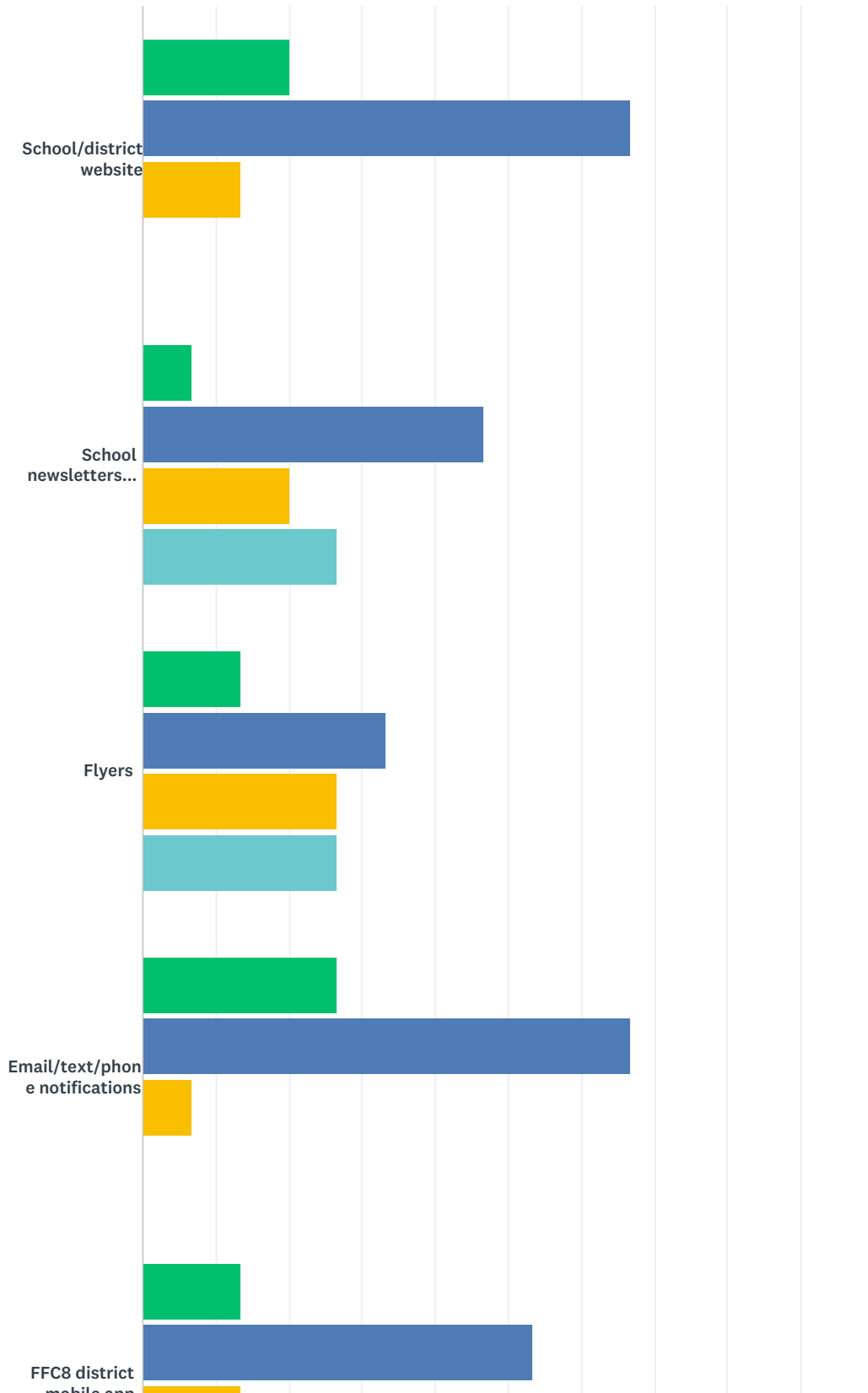
Answered: 15 Skipped: 3



	I WANT MORE.	IT IS JUST RIGHT.	IT IS TOO MUCH.	TOTAL
Teacher(s)	26.67% 4	73.33% 11	0.00% 0	15
Principal	14.29% 2	85.71% 12	0.00% 0	14
Parent Teacher Organization (PTO)	21.43% 3	78.57% 11	0.00% 0	14
District	14.29% 2	85.71% 12	0.00% 0	14

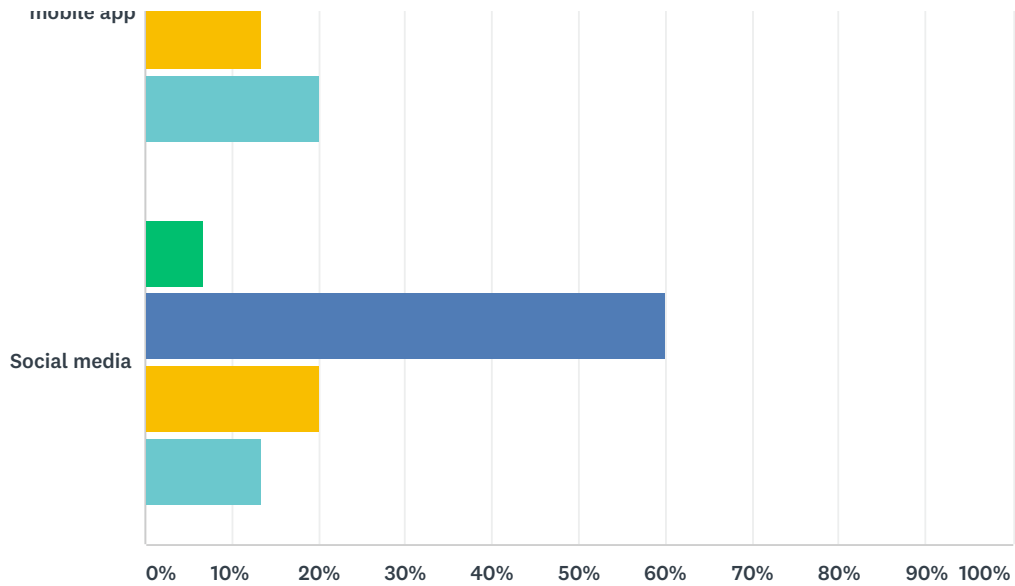
### Q21 Please rate the effectiveness of the communication tools used by the school/district:

Answered: 15 Skipped: 3





## Your District, Your School, Your Voice 2019 District Parent Survey - Welte

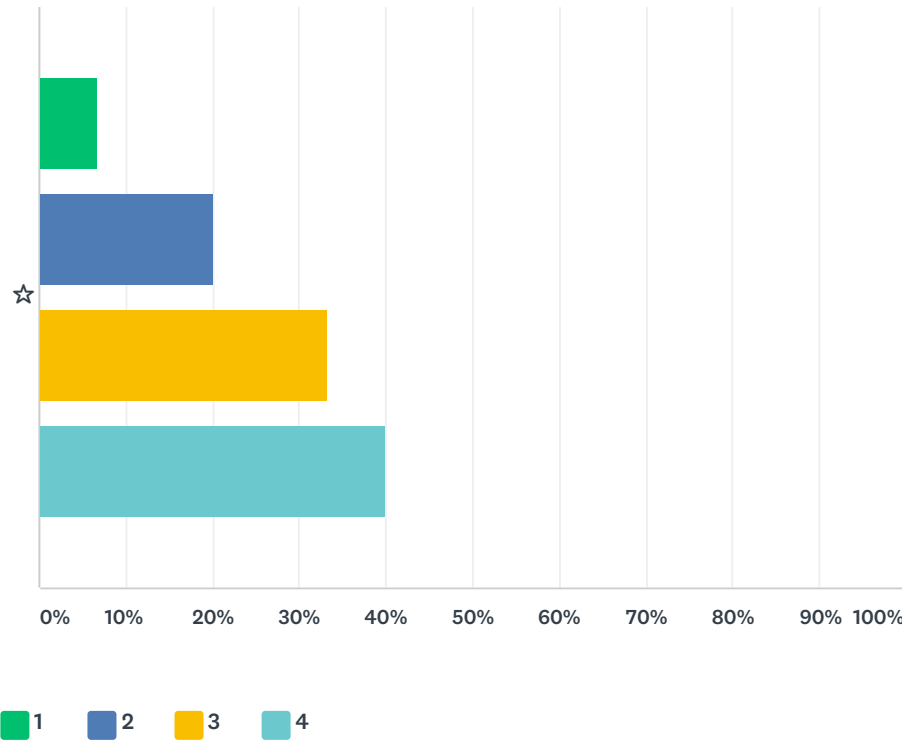


- It exceeds my expectations.
- It meets my expectations.
- It does not meet my expectations./It is not helpful.
- I don't use it/don't know what it is.

	IT EXCEEDS MY EXPECTATIONS.	IT MEETS MY EXPECTATIONS.	IT DOES NOT MEET MY EXPECTATIONS./IT IS NOT HELPFUL.	I DON'T USE IT/DON'T KNOW WHAT IT IS.	TOTAL
School/district website	20.00% 3	66.67% 10	13.33% 2	0.00% 0	15
School newsletters (weekly or monthly)	6.67% 1	46.67% 7	20.00% 3	26.67% 4	15
Flyers	13.33% 2	33.33% 5	26.67% 4	26.67% 4	15
Email/text/phone notifications	26.67% 4	66.67% 10	6.67% 1	0.00% 0	15
FFC8 district mobile app	13.33% 2	53.33% 8	13.33% 2	20.00% 3	15
Social media	6.67% 1	60.00% 9	20.00% 3	13.33% 2	15

## Q22 Please rate your school. (with four stars being the best and one star the lowest rating)

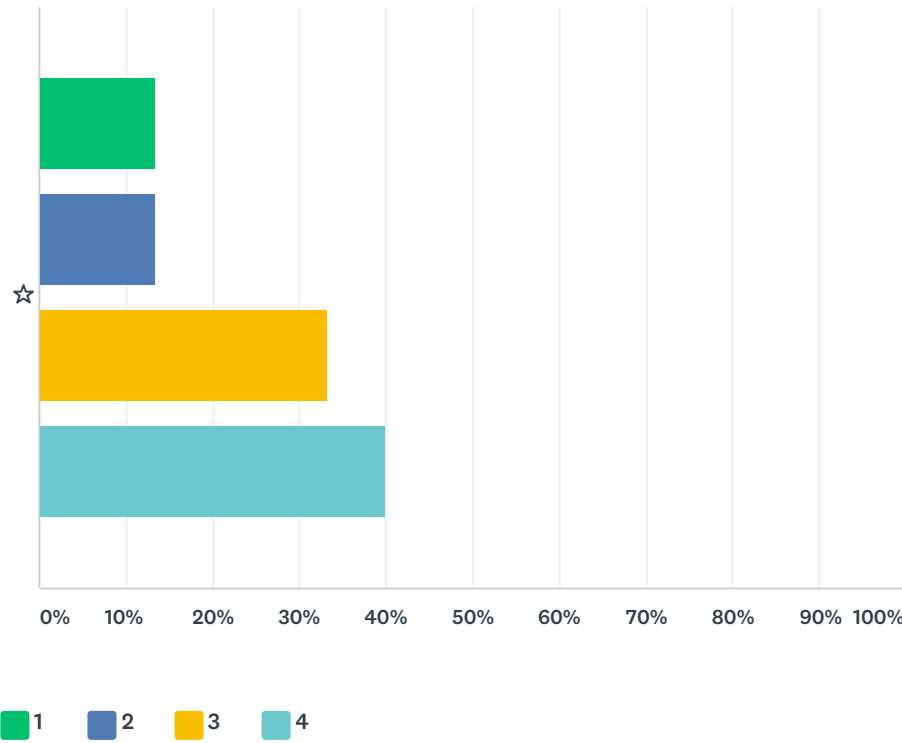
Answered: 15 Skipped: 3



	1	2	3	4	TOTAL	WEIGHTED AVERAGE
☆	6.67% 1	20.00% 3	33.33% 5	40.00% 6	15	3.07

### Q23 Please rate our district. (with four stars being the best and one star the lowest rating)

Answered: 15 Skipped: 3



	1	2	3	4	TOTAL	WEIGHTED AVERAGE
☆	13.33% 2	13.33% 2	33.33% 5	40.00% 6	15	3.00