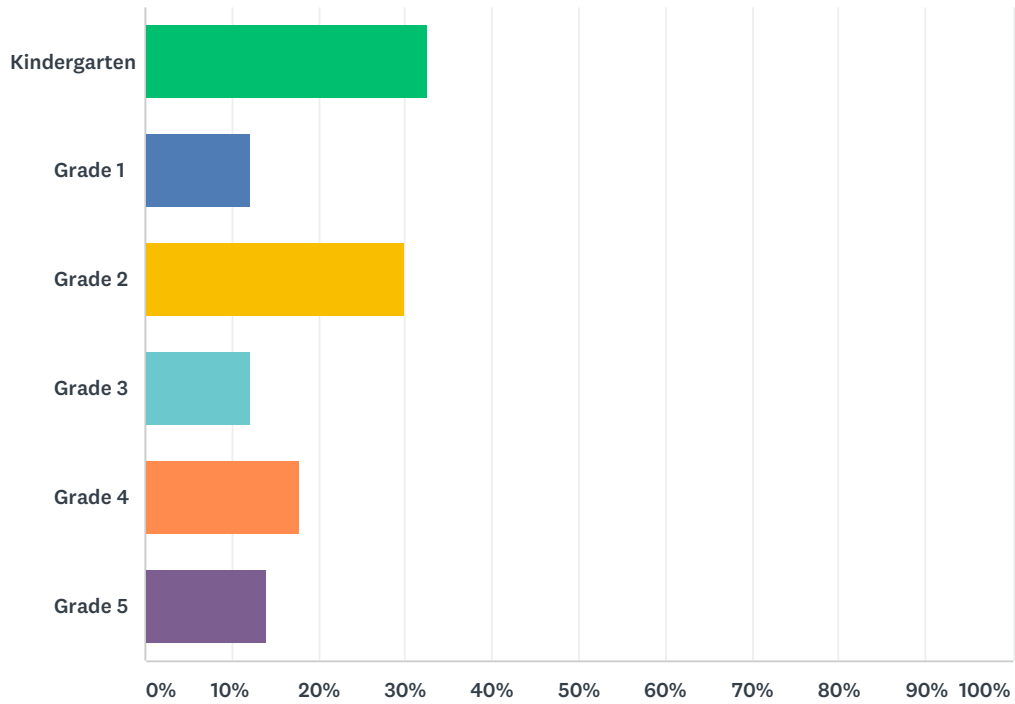


Q1 What is your child's grade level? (select all that apply)

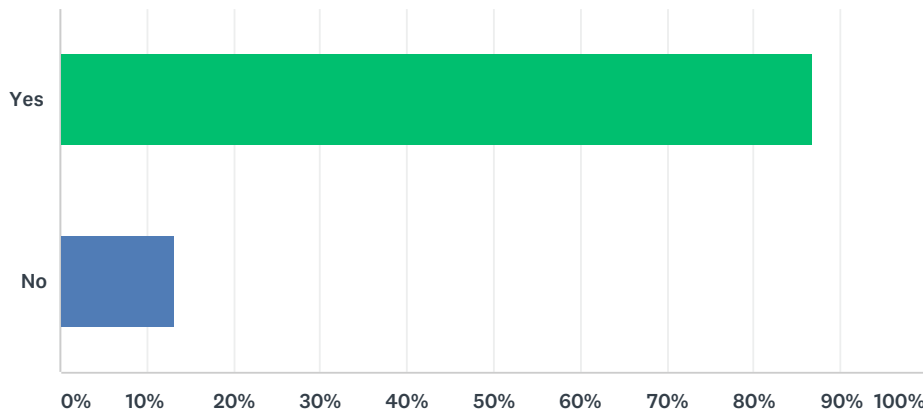
Answered: 107 Skipped: 0



ANSWER CHOICES	RESPONSES	
Kindergarten	32.71%	35
Grade 1	12.15%	13
Grade 2	29.91%	32
Grade 3	12.15%	13
Grade 4	17.76%	19
Grade 5	14.02%	15
Total Respondents: 107		

Q2 One of my child's parents or guardians is an active member of the military.

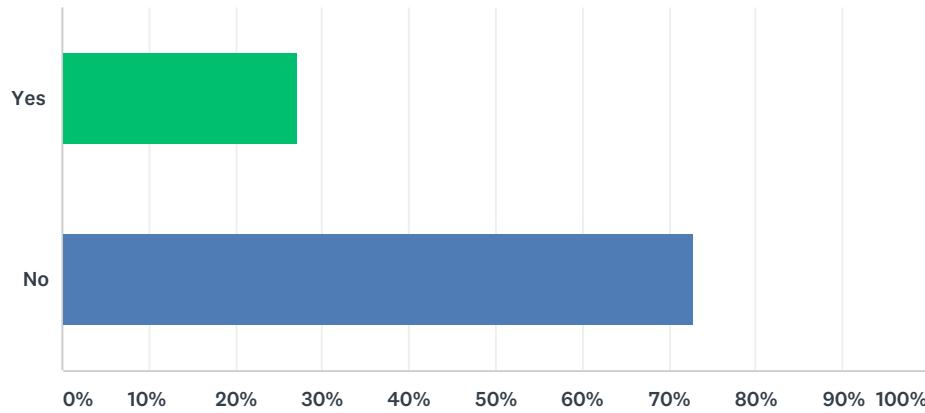
Answered: 107 Skipped: 0



ANSWER CHOICES	RESPONSES	
Yes	86.92%	93
No	13.08%	14
TOTAL		107

Q3 One of my child's parents or guardians is currently deployed.

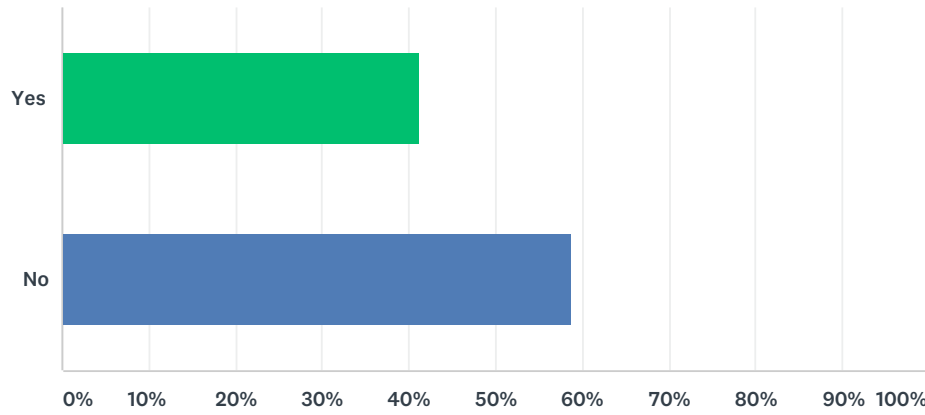
Answered: 107 Skipped: 0



ANSWER CHOICES	RESPONSES	
Yes	27.10%	29
No	72.90%	78
TOTAL		107

Q4 We are new to FFC8 this school year (2018-2019).

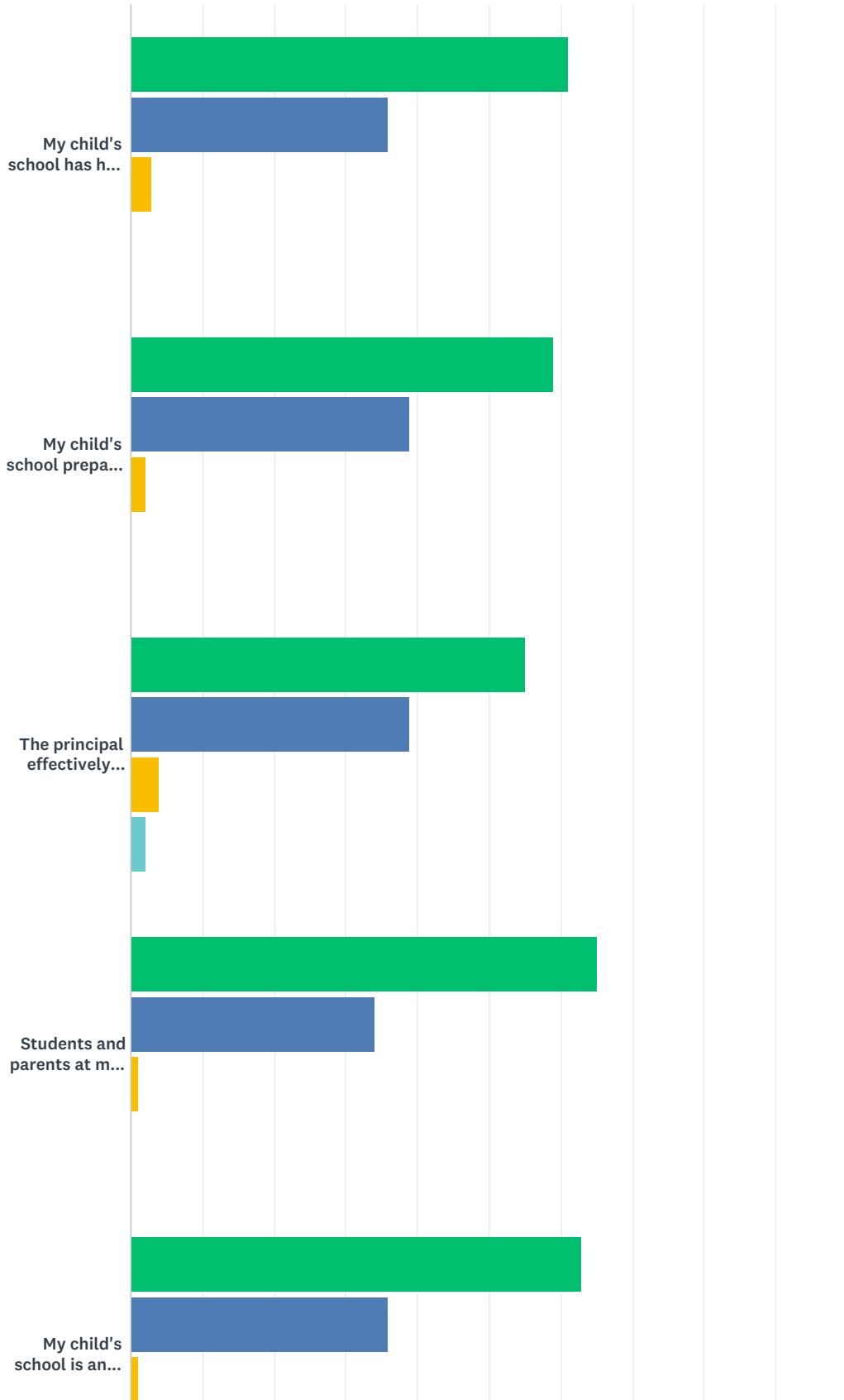
Answered: 107 Skipped: 0



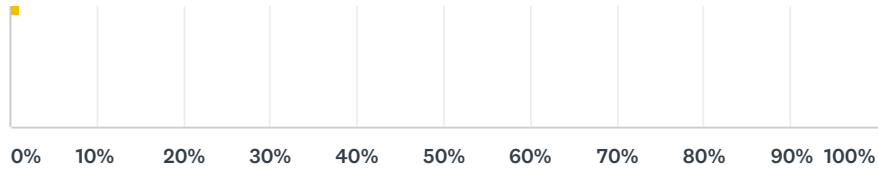
ANSWER CHOICES	RESPONSES	
Yes	41.12%	44
No	58.88%	63
TOTAL		107

Q5 Please evaluate the following statements:

Answered: 100 Skipped: 7



Your District, Your School, Your Voice 2019 District Parent Survey - Weikel

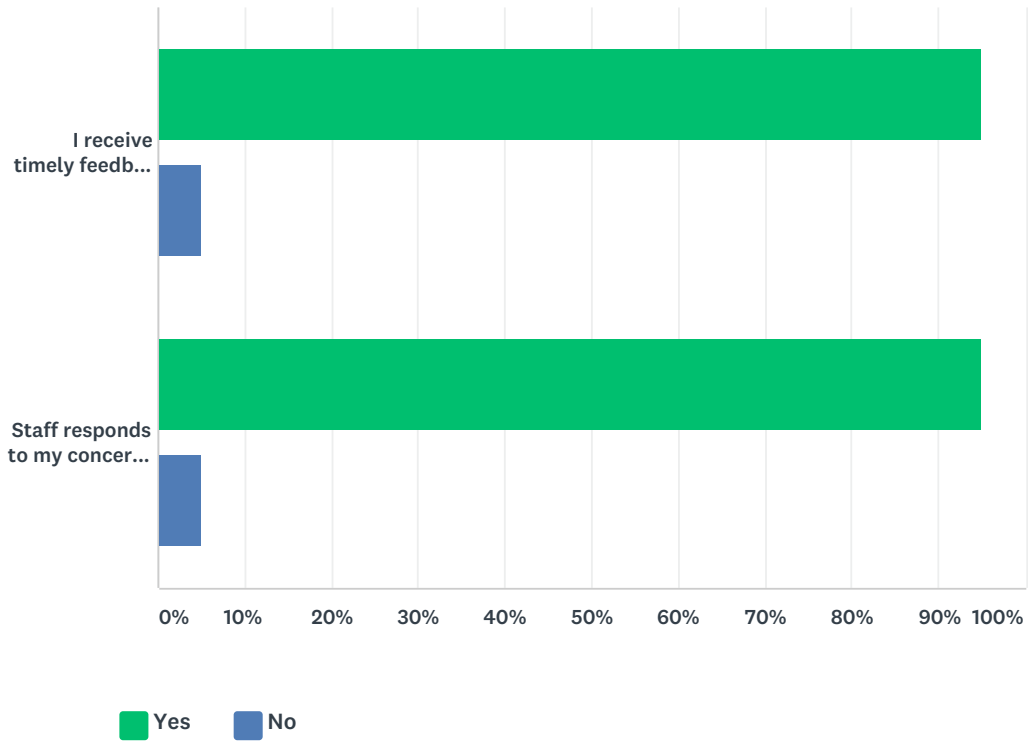


■ Strongly Agree
 ■ Agree
 ■ Disagree
 ■ Strongly disagree

	STRONGLY AGREE	AGREE	DISAGREE	STRONGLY DISAGREE	TOTAL
My child's school has high expectations for student achievement.	61.00% 61	36.00% 36	3.00% 3	0.00% 0	100
My child's school prepares them for tomorrow's responsibilities.	59.00% 59	39.00% 39	2.00% 2	0.00% 0	100
The principal effectively leads the school.	55.00% 55	39.00% 39	4.00% 4	2.00% 2	100
Students and parents at my child's school are treated with respect.	65.00% 65	34.00% 34	1.00% 1	0.00% 0	100
My child's school is an inviting place for parents.	63.00% 63	36.00% 36	1.00% 1	0.00% 0	100

Q6 Please evaluate the following statements:

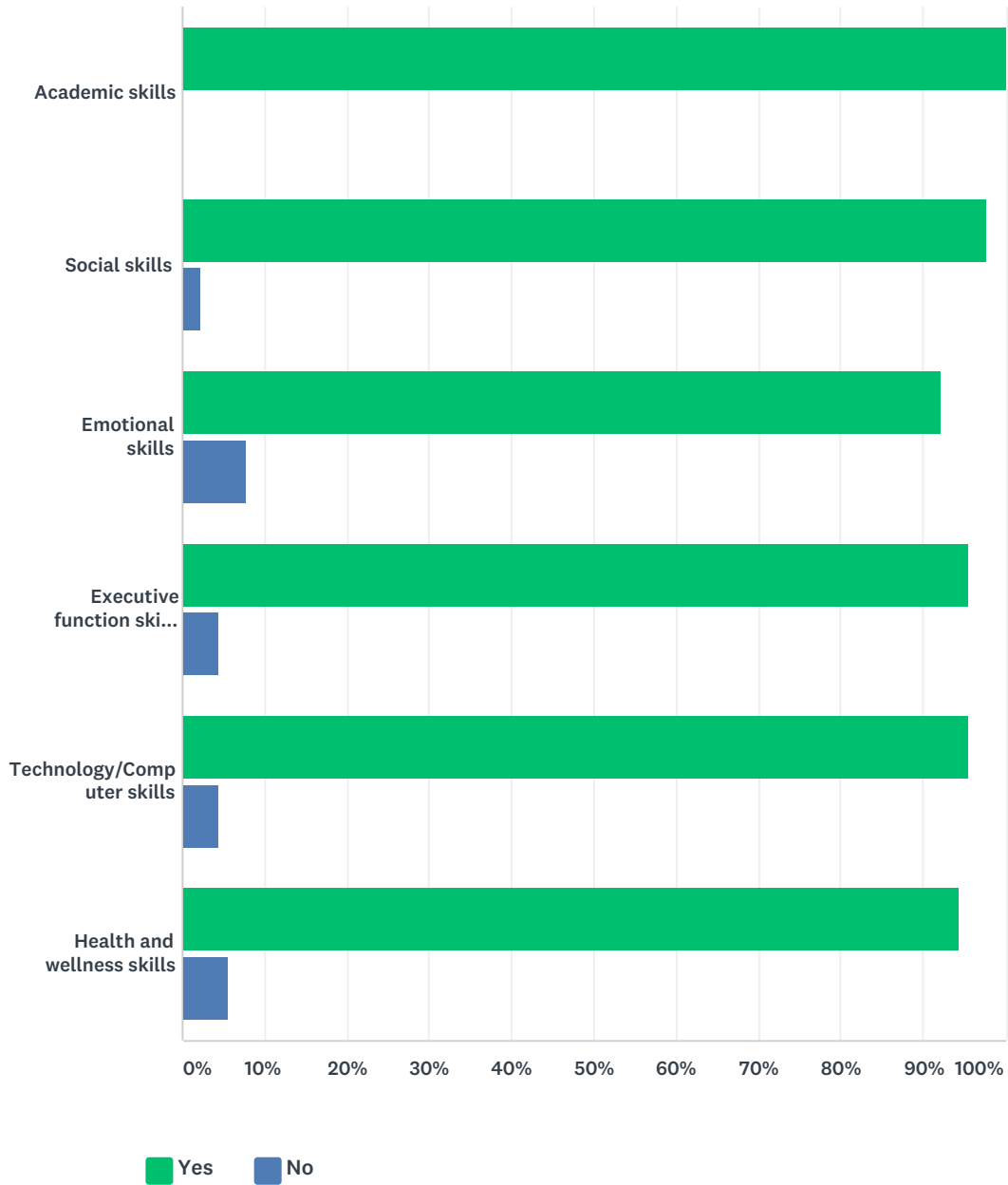
Answered: 100 Skipped: 7



	YES	NO	TOTAL
I receive timely feedback about my child's academic and/or behavior progress.	95.00% 95	5.00% 5	100
Staff responds to my concerns and/or the needs of my child.	95.00% 95	5.00% 5	100

Q7 Does the school prepare students for the next grade level in the following areas:

Answered: 90 Skipped: 17



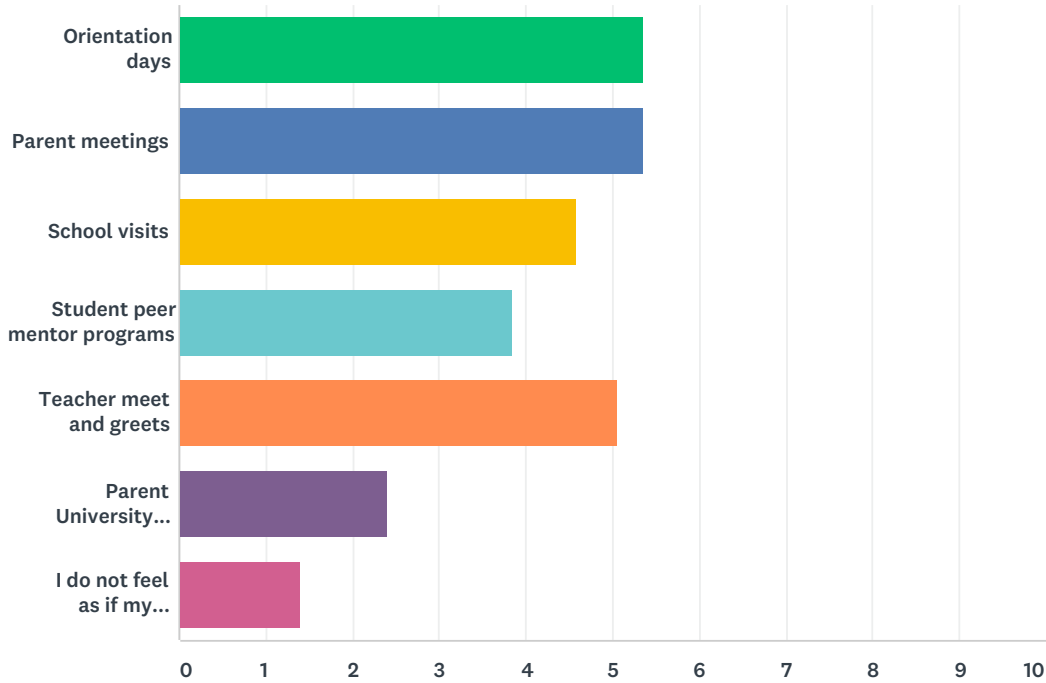
	YES	NO	TOTAL
Academic skills	100.00% 90	0.00% 0	90
Social skills	97.78% 88	2.22% 2	90
Emotional skills	92.22% 83	7.78% 7	90
Executive function skills (time management, organization, advocacy and communication)	95.56% 86	4.44% 4	90

Your District, Your School, Your Voice 2019 District Parent Survey - Weikel

Technology/Computer skills	95.56%	4.44%	
	86	4	90
<hr/>			
Health and wellness skills	94.44%	5.56%	
	85	5	90

Q8 Please prioritize which practices best support you and your child as he/she transitions from one school year to the next school year.

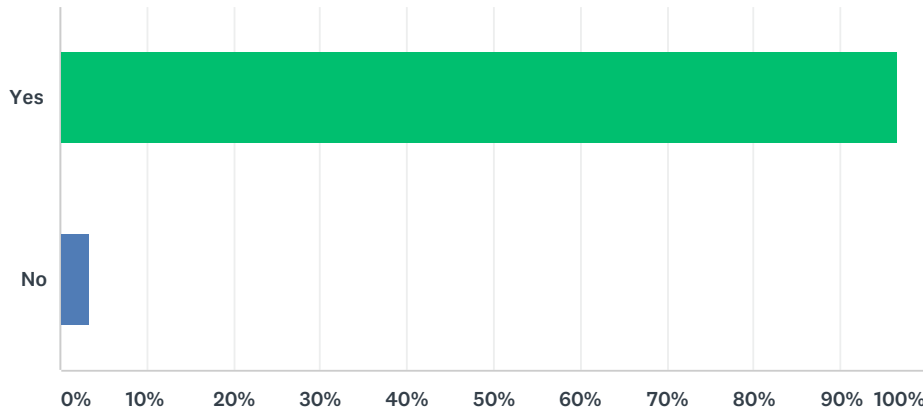
Answered: 90 Skipped: 17



	1	2	3	4	5	6	7	TOTAL	SCORE
Orientation days	24.44% 22	28.89% 26	24.44% 22	10.00% 9	7.78% 7	1.11% 1	3.33% 3	90	5.36
Parent meetings	25.56% 23	26.67% 24	16.67% 15	23.33% 21	5.56% 5	1.11% 1	1.11% 1	90	5.36
School visits	10.00% 9	16.67% 15	22.22% 20	28.89% 26	17.78% 16	4.44% 4	0.00% 0	90	4.59
Student peer mentor programs	6.67% 6	7.78% 7	11.11% 10	23.33% 21	40.00% 36	11.11% 10	0.00% 0	90	3.84
Teacher meet and greets	28.89% 26	14.44% 13	22.22% 20	8.89% 8	21.11% 19	2.22% 2	2.22% 2	90	5.06
Parent University (classes provided at school on specific topics)	1.11% 1	2.22% 2	3.33% 3	5.56% 5	6.67% 6	78.89% 71	2.22% 2	90	2.40
I do not feel as if my child(ren) was supported during his/her transition between school years.	3.33% 3	3.33% 3	0.00% 0	0.00% 0	1.11% 1	1.11% 1	91.11% 82	90	1.40

Q9 I am encouraged and invited to take an active role in my child's education.

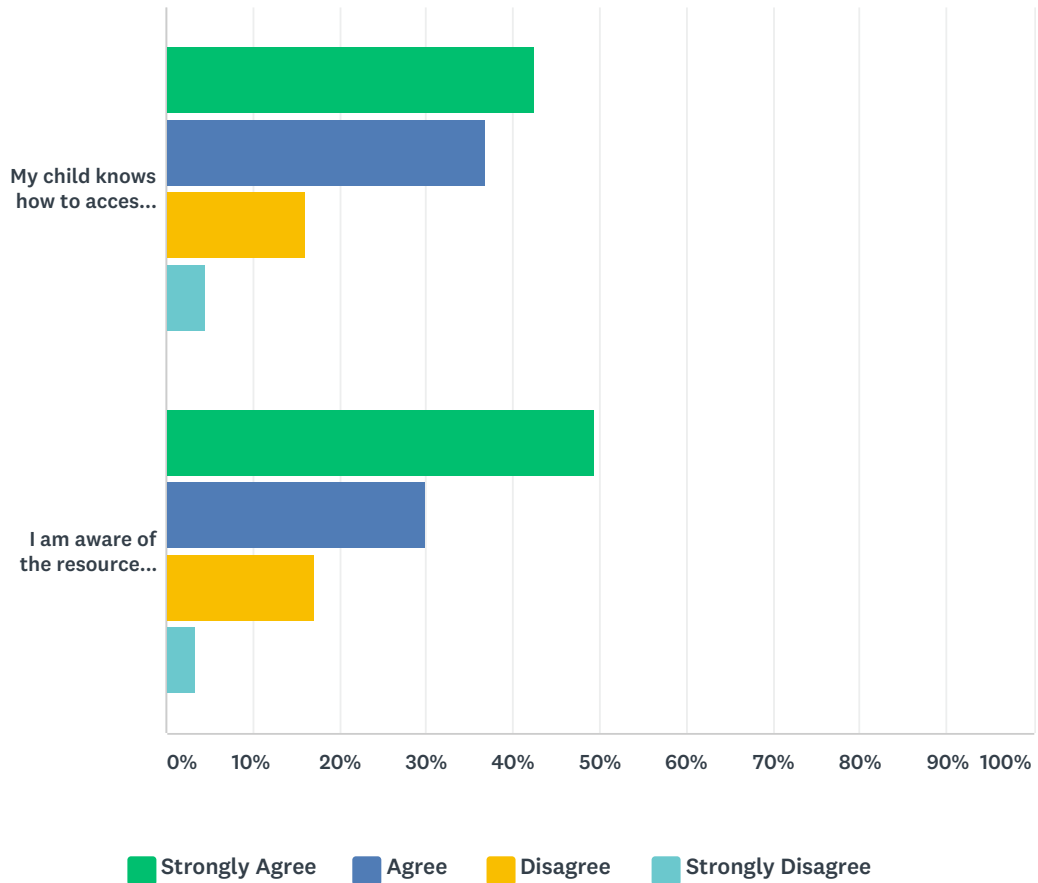
Answered: 90 Skipped: 17



ANSWER CHOICES	RESPONSES	
Yes	96.67%	87
No	3.33%	3
TOTAL		90

Q11 Please evaluate the following statements regarding counseling:

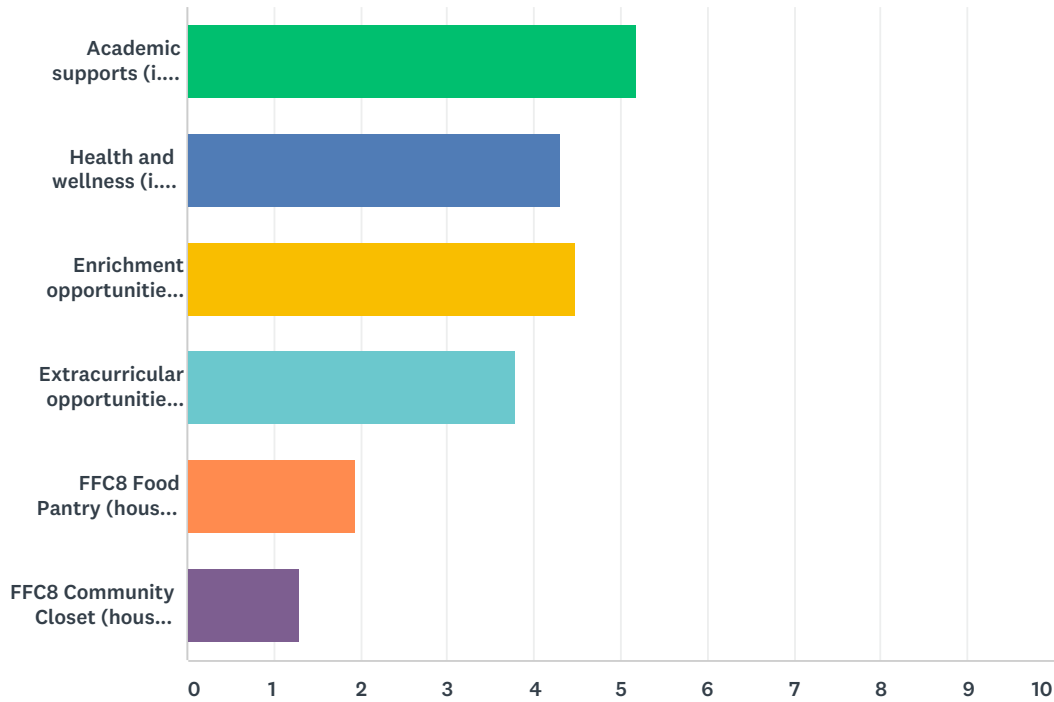
Answered: 87 Skipped: 20



	STRONGLY AGREE	AGREE	DISAGREE	STRONGLY DISAGREE	TOTAL
My child knows how to access school counseling resources and/or supports.	42.53% 37	36.78% 32	16.09% 14	4.60% 4	87
I am aware of the resources that school counselors provide.	49.43% 43	29.89% 26	17.24% 15	3.45% 3	87

Q12 Please rank order the following community services in order of importance to your family:

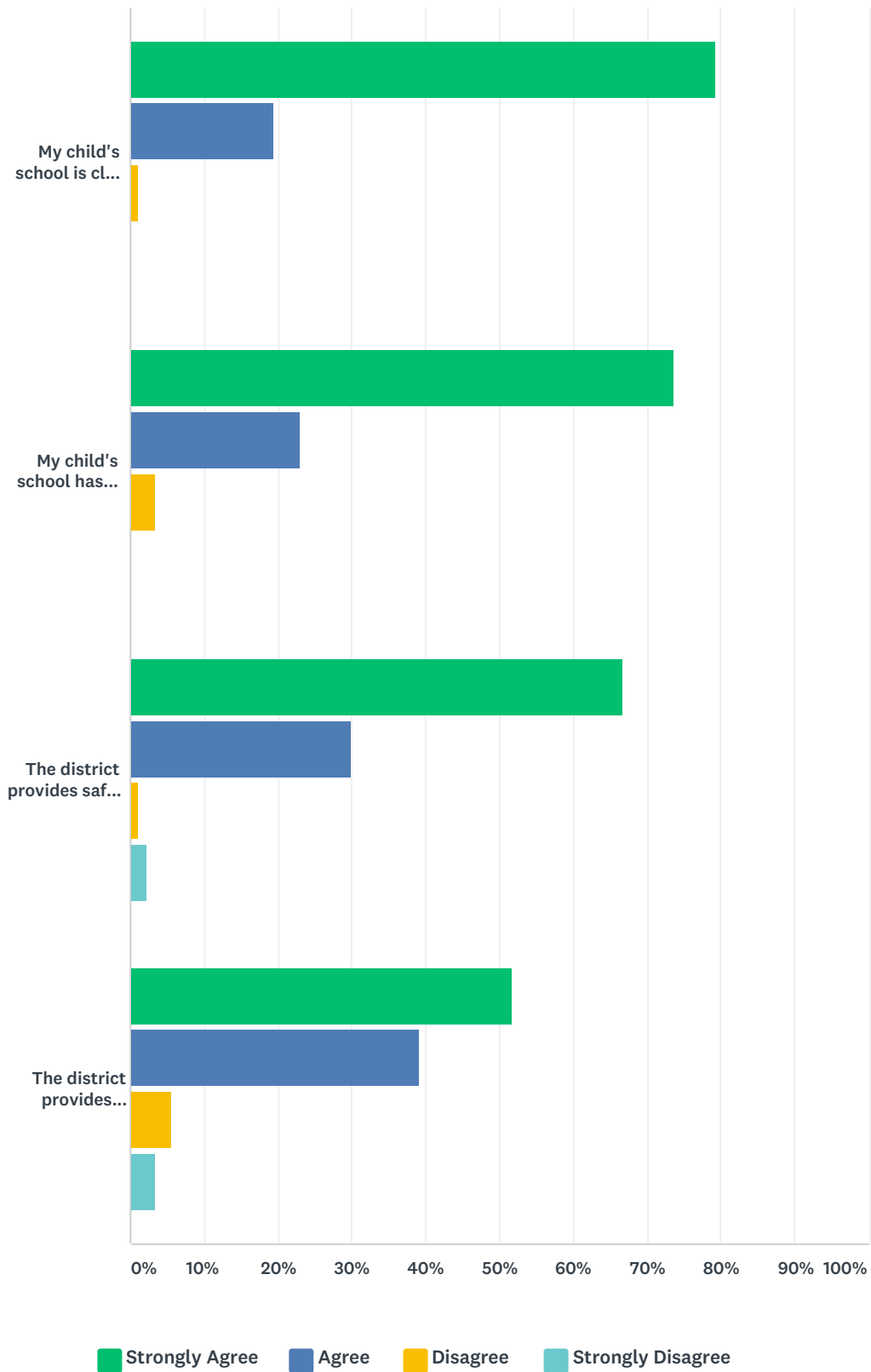
Answered: 87 Skipped: 20



	1	2	3	4	5	6	TOTAL	SCORE
Academic supports (i.e. tutoring)	60.92% 53	12.64% 11	13.79% 12	10.34% 9	1.15% 1	1.15% 1	87	5.18
Health and wellness (i.e. therapy, wellness classes offered by a third party)	12.64% 11	36.78% 32	22.99% 20	25.29% 22	2.30% 2	0.00% 0	87	4.32
Enrichment opportunities (i.e. classes through local partners like Pikes Peak Library, camps or events on specific topics, art camps)	14.94% 13	34.48% 30	35.63% 31	12.64% 11	2.30% 2	0.00% 0	87	4.47
Extracurricular opportunities (i.e. athletic or other activities through local partners like the City of Fountain or YMCA)	10.34% 9	13.79% 12	22.99% 20	50.57% 44	1.15% 1	1.15% 1	87	3.78
FFC8 Food Pantry (housed at Welte Education Center, open 3 times monthly)	1.15% 1	0.00% 0	3.45% 3	0.00% 0	78.16% 68	17.24% 15	87	1.94
FFC8 Community Closet (housed at Walt Fortman building, open 3 times monthly)	0.00% 0	2.30% 2	1.15% 1	1.15% 1	14.94% 13	80.46% 70	87	1.30

Q13 Please evaluate the following statements with regards to school/district operations:

Answered: 87 Skipped: 20

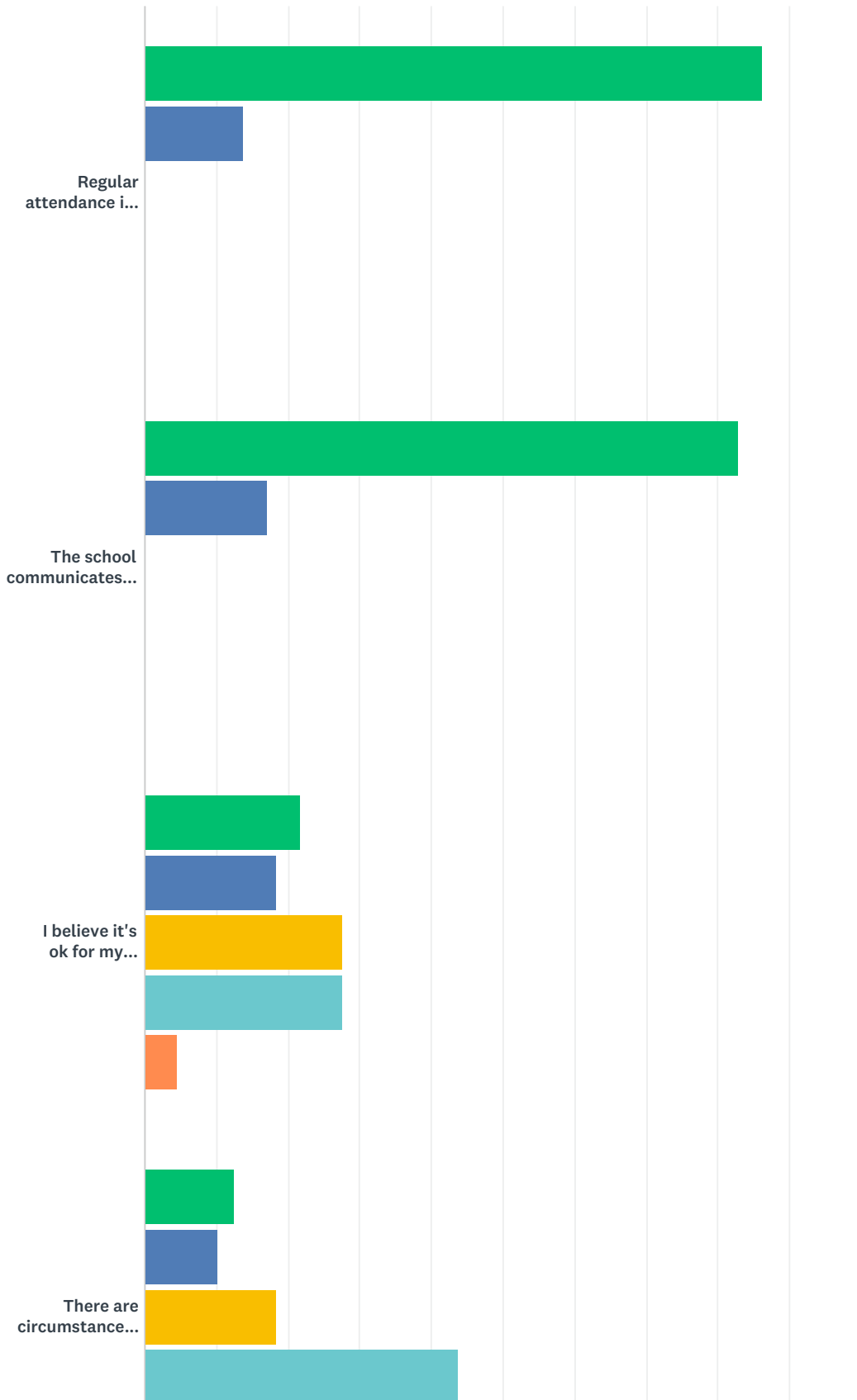


Your District, Your School, Your Voice 2019 District Parent Survey - Weikel

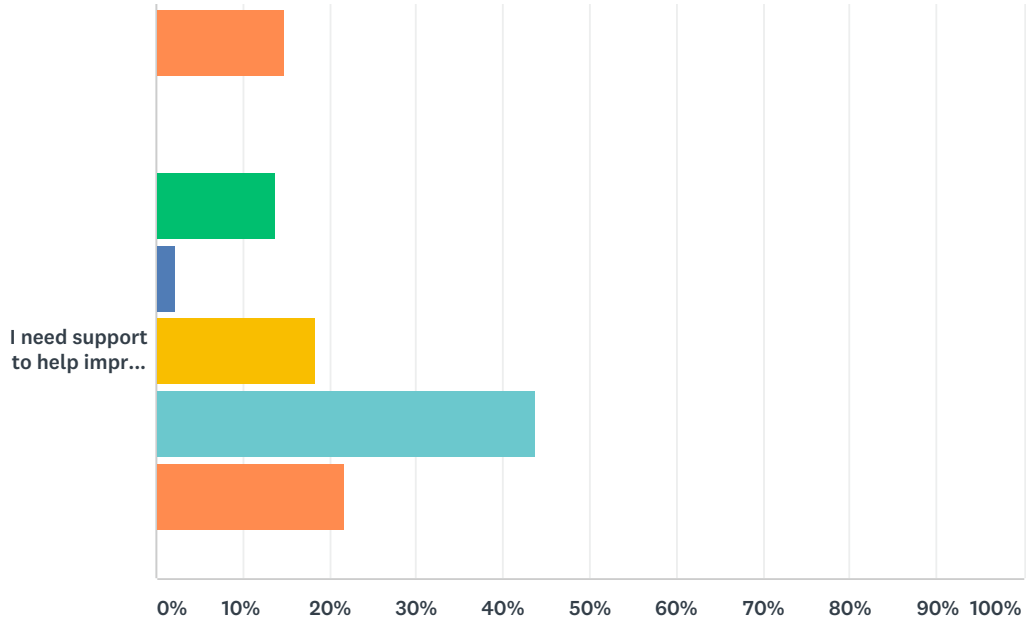
	STRONGLY AGREE	AGREE	DISAGREE	STRONGLY DISAGREE	TOTAL
My child's school is clean and has well-maintained grounds and facilities.	79.31% 69	19.54% 17	1.15% 1	0.00% 0	87
My child's school has adequate technology.	73.56% 64	22.99% 20	3.45% 3	0.00% 0	87
The district provides safe and adequate transportation to and from school.	66.67% 58	29.89% 26	1.15% 1	2.30% 2	87
The district provides adequate and healthy breakfast and lunch options.	51.72% 45	39.08% 34	5.75% 5	3.45% 3	87

Q14 Please evaluate the following statements with regards to attendance:

Answered: 87 Skipped: 20



Your District, Your School, Your Voice 2019 District Parent Survey - Weikel

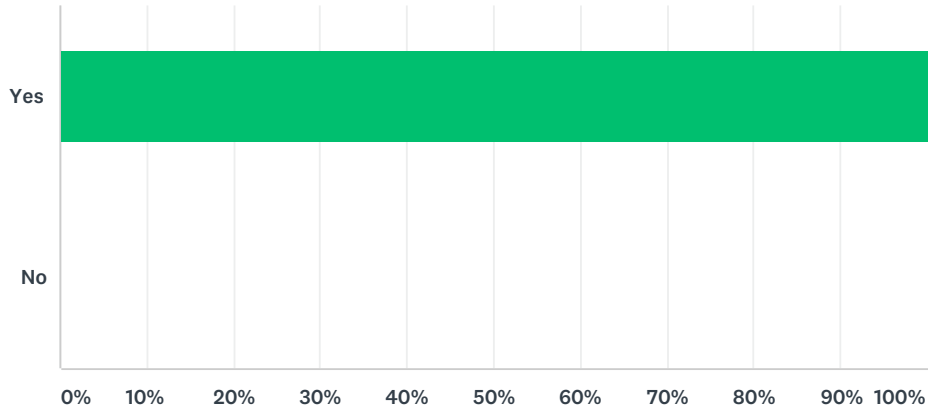


■ Strongly Agree
 ■ Agree
 ■ Disagree
 ■ Strongly Disagree
 ■ N/A

	STRONGLY AGREE	AGREE	DISAGREE	STRONGLY DISAGREE	N/A	TOTAL
Regular attendance is important to my child's success in school.	86.21% 75	13.79% 12	0.00% 0	0.00% 0	0.00% 0	87
The school communicates with me effectively about my child's attendance.	82.76% 72	17.24% 15	0.00% 0	0.00% 0	0.00% 0	87
I believe it's ok for my student to take a day off now and again (when not sick).	21.84% 19	18.39% 16	27.59% 24	27.59% 24	4.60% 4	87
There are circumstances at home that prevent my child from attending regularly.	12.64% 11	10.34% 9	18.39% 16	43.68% 38	14.94% 13	87
I need support to help improve my child's attendance at school. (if agree, please expand below)	13.79% 12	2.30% 2	18.39% 16	43.68% 38	21.84% 19	87

Q15 My child feels safe at school.

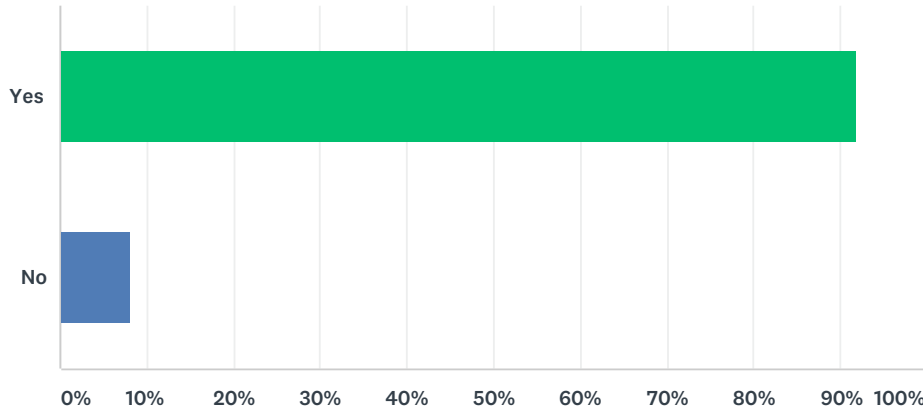
Answered: 86 Skipped: 21



ANSWER CHOICES	RESPONSES	
Yes	100.00%	86
No	0.00%	0
TOTAL		86

Q16 If my child hears about a threat to the school or student safety OR if my child was having thoughts of harming him/herself, he/she would know how to seek help.

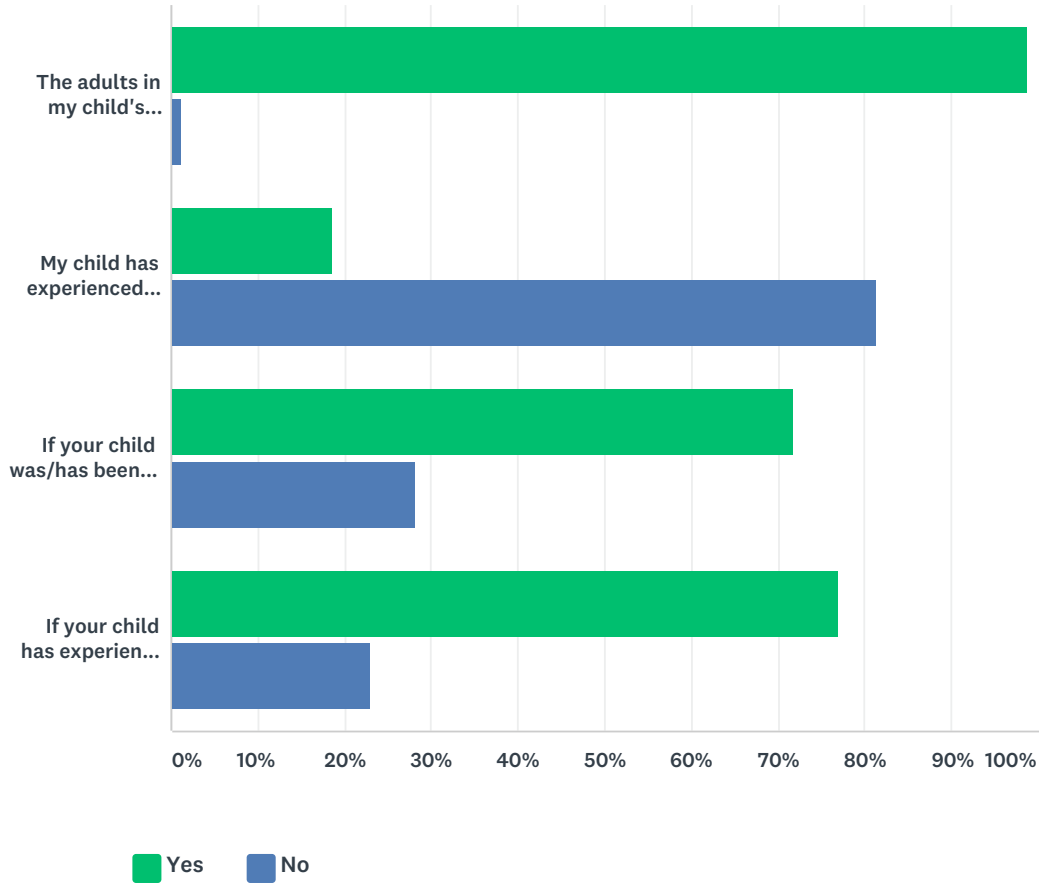
Answered: 86 Skipped: 21



ANSWER CHOICES	RESPONSES	
Yes	91.86%	79
No	8.14%	7
TOTAL		86

Q17 Please answer the below questions, keeping in mind the definition of bullying outlined above.

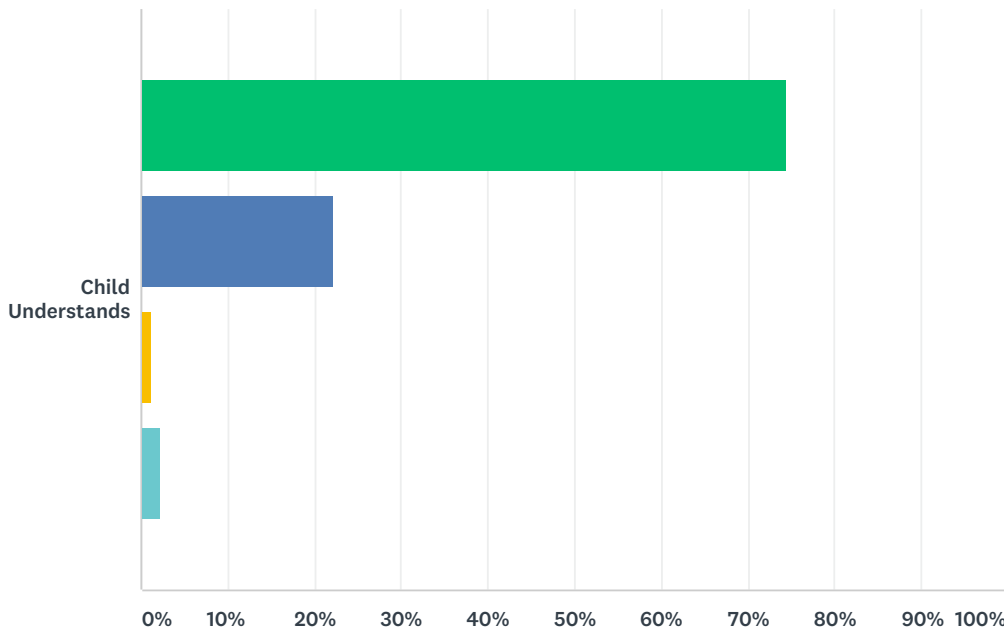
Answered: 86 Skipped: 21



	YES	NO	TOTAL
The adults in my child's school respond with action if a student is bullied. (if no, please elaborate below)	98.84% 85	1.16% 1	86
My child has experienced bullying in the past year.	18.60% 16	81.40% 70	86
If your child was/has been bullied in school, were the right steps taken?	71.70% 38	28.30% 15	53
If your child has experienced bullying, was it actively addressed or resolved? (if no, please elaborate below)	76.92% 40	23.08% 12	52

Q18 My child understands the harmful effects of drinking alcohol, smoking cigarettes, vaping, and/or using drugs.

Answered: 86 Skipped: 21

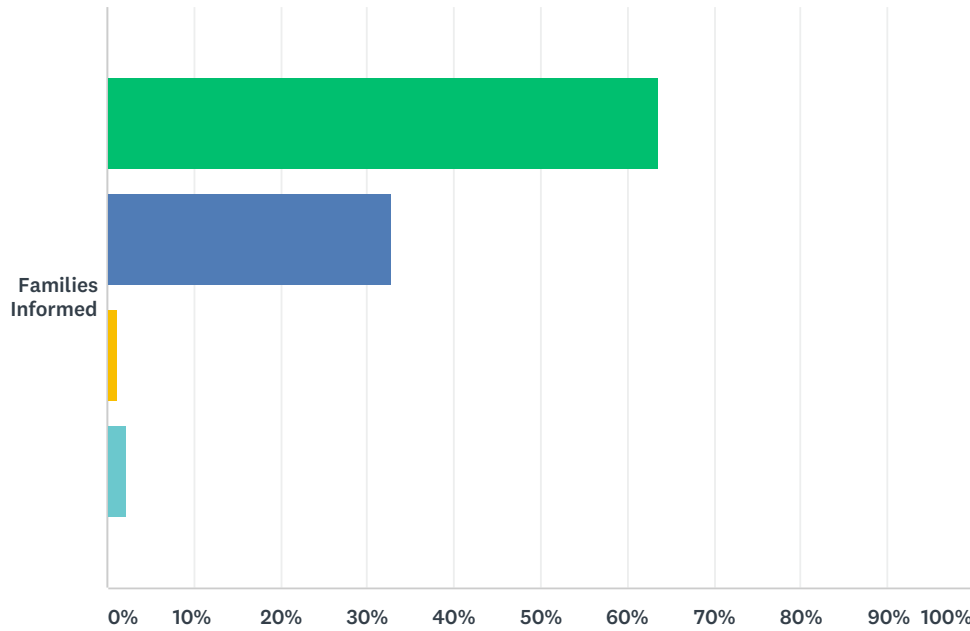


■ Strongly Agree
 ■ Agree
 ■ Disagree
 ■ Strongly Disagree

	STRONGLY AGREE	AGREE	DISAGREE	STRONGLY DISAGREE	TOTAL	WEIGHTED AVERAGE
Child Understands	74.42%	22.09%	1.16%	2.33%	86	1.00
	64	19	1	2		

Q19 The school keeps our family informed about important issues, initiatives, and events.

Answered: 85 Skipped: 22

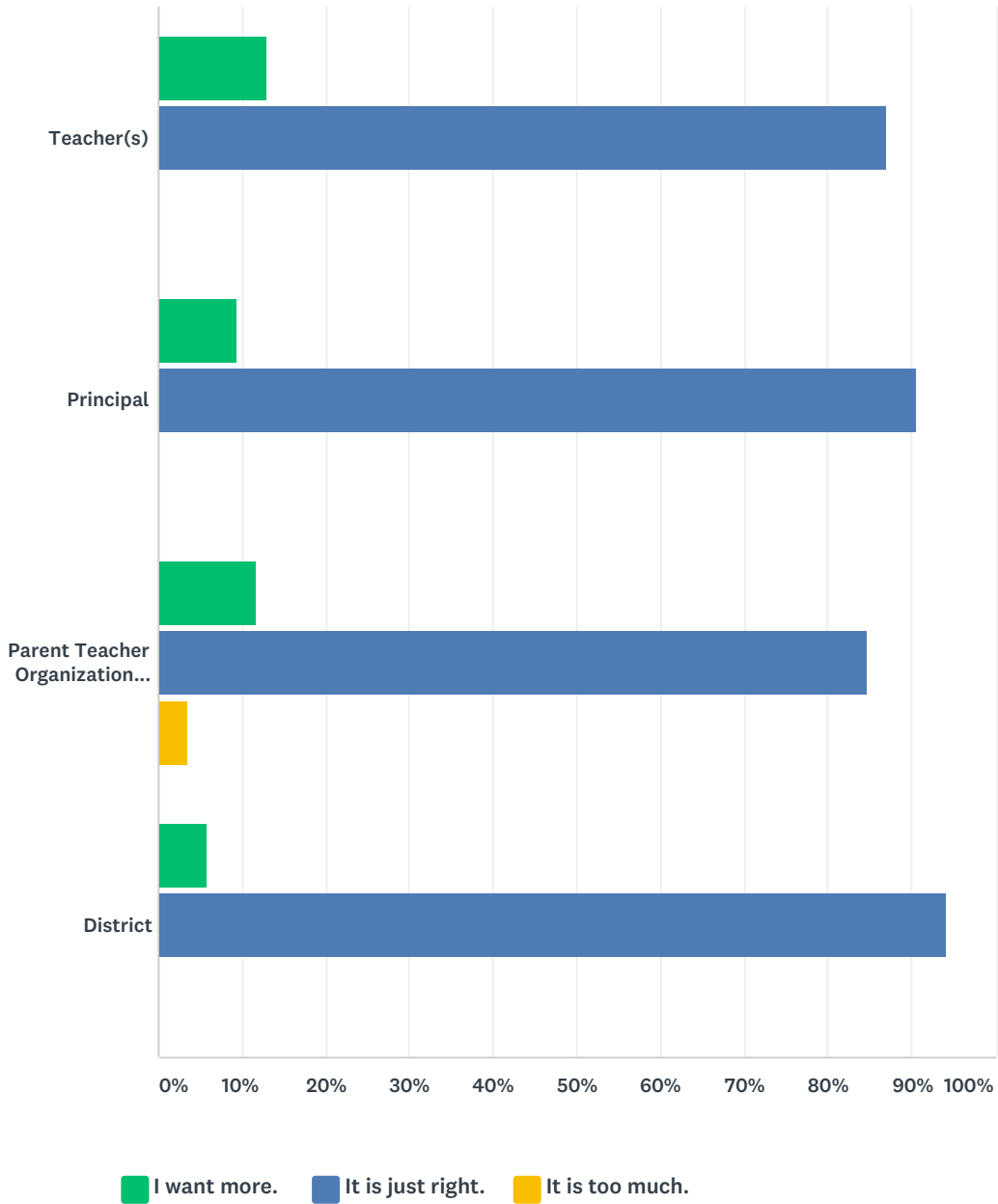


■ Strongly Agree
 ■ Agree
 ■ Disagree
 ■ Strongly Disagree

	STRONGLY AGREE	AGREE	DISAGREE	STRONGLY DISAGREE	TOTAL	WEIGHTED AVERAGE
Families Informed	63.53%	32.94%	1.18%	2.35%	85	1.00
	54	28	1	2		

Q20 Please provide feedback on the amount of communication from the following individuals:

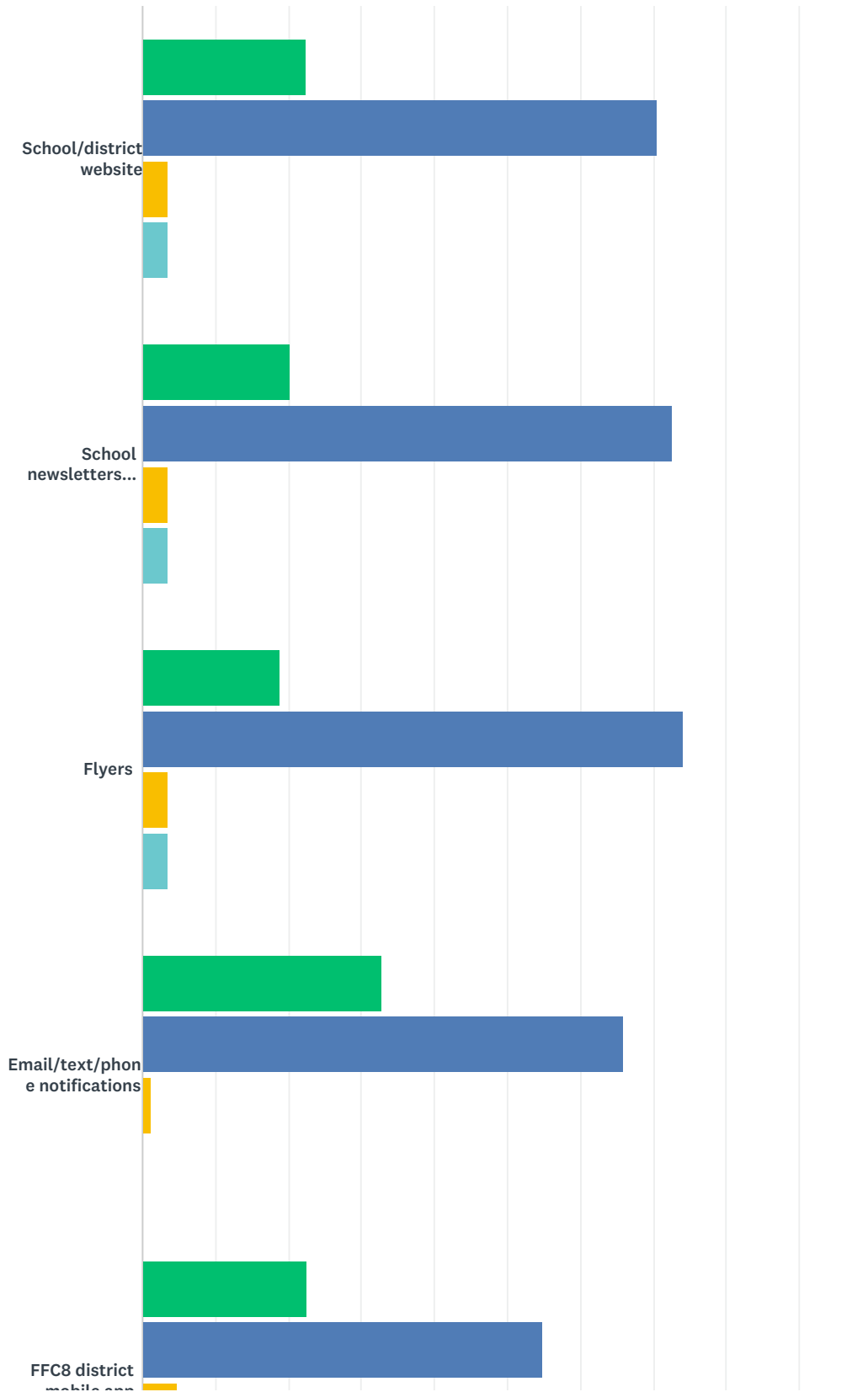
Answered: 85 Skipped: 22



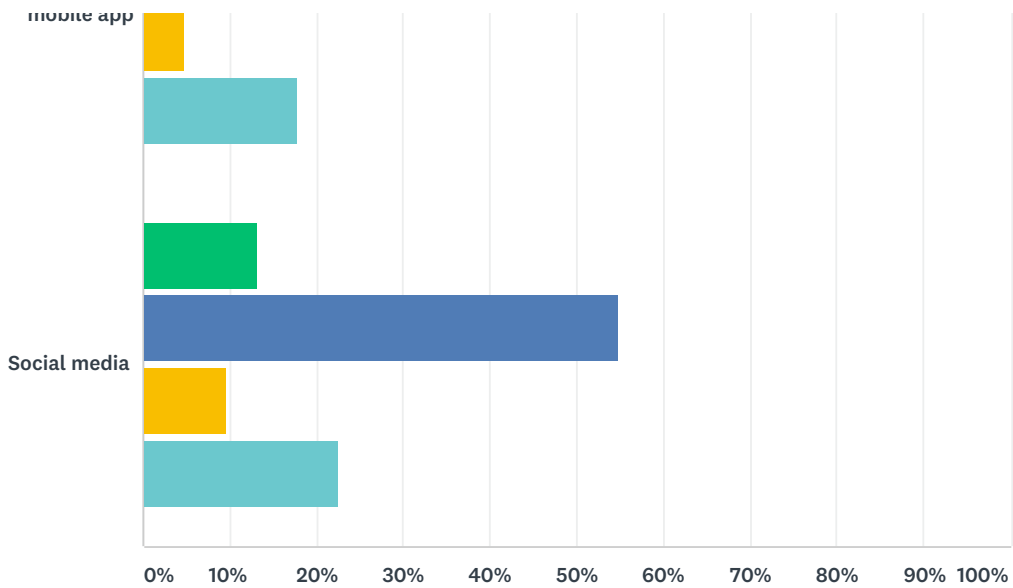
	I WANT MORE.	IT IS JUST RIGHT.	IT IS TOO MUCH.	TOTAL
Teacher(s)	12.94% 11	87.06% 74	0.00% 0	85
Principal	9.41% 8	90.59% 77	0.00% 0	85
Parent Teacher Organization (PTO)	11.76% 10	84.71% 72	3.53% 3	85
District	5.95% 5	94.05% 79	0.00% 0	84

Q21 Please rate the effectiveness of the communication tools used by the school/district:

Answered: 85 Skipped: 22



Your District, Your School, Your Voice 2019 District Parent Survey - Weikel

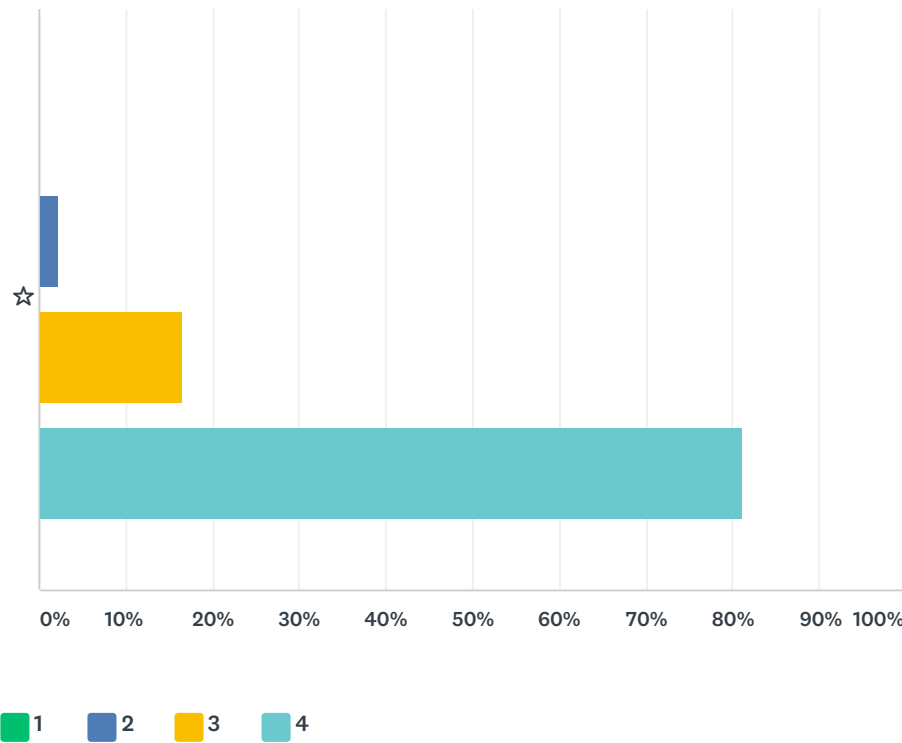


- It exceeds my expectations.
- It meets my expectations.
- It does not meet my expectations./It is not helpful.
- I don't use it/don't know what it is.

	IT EXCEEDS MY EXPECTATIONS.	IT MEETS MY EXPECTATIONS.	IT DOES NOT MEET MY EXPECTATIONS./IT IS NOT HELPFUL.	I DON'T USE IT/DON'T KNOW WHAT IT IS.	TOTAL
School/district website	22.35% 19	70.59% 60	3.53% 3	3.53% 3	85
School newsletters (weekly or monthly)	20.24% 17	72.62% 61	3.57% 3	3.57% 3	84
Flyers	18.82% 16	74.12% 63	3.53% 3	3.53% 3	85
Email/text/phone notifications	32.94% 28	65.88% 56	1.18% 1	0.00% 0	85
FFC8 district mobile app	22.62% 19	54.76% 46	4.76% 4	17.86% 15	84
Social media	13.10% 11	54.76% 46	9.52% 8	22.62% 19	84

Q22 Please rate your school. (with four stars being the best and one star the lowest rating)

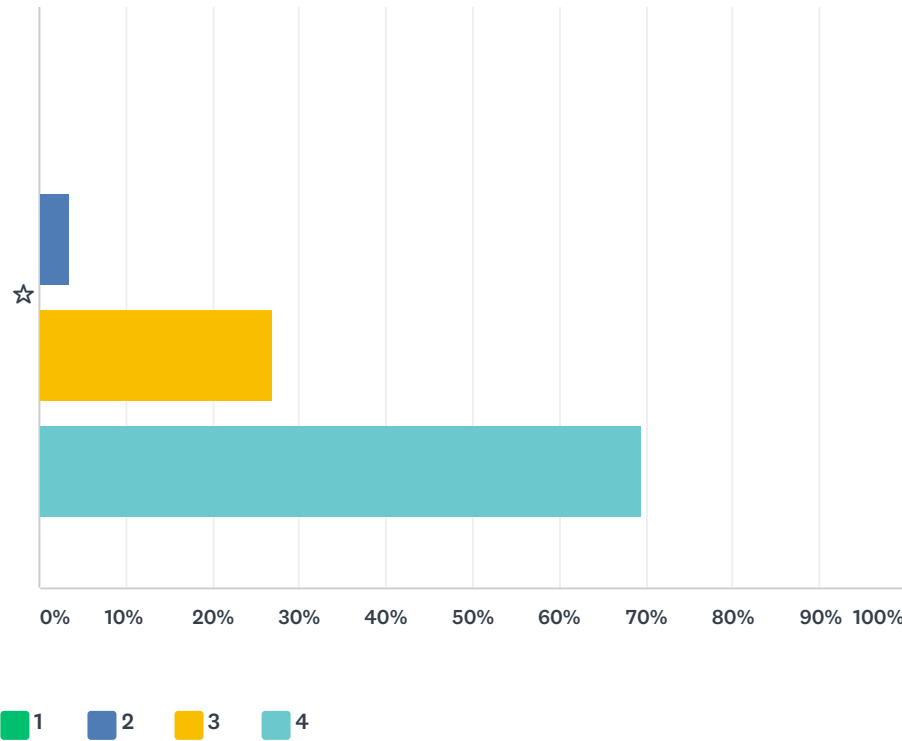
Answered: 85 Skipped: 22



	1	2	3	4	TOTAL	WEIGHTED AVERAGE
☆	0.00% 0	2.35% 2	16.47% 14	81.18% 69	85	3.79

Q23 Please rate our district. (with four stars being the best and one star the lowest rating)

Answered: 85 Skipped: 22



	1	2	3	4	TOTAL	WEIGHTED AVERAGE
☆	0.00% 0	3.53% 3	27.06% 23	69.41% 59	85	3.66